




# What are student hub live online sessions?



- All student hub live sessions are non modular and focus on skills relevant to study at university level
- Polls are anonymous to other participants but the chat box will have your logged in name associated with your comments during the live session.
- All online sessions are recorded and available to view on catch up on a public facing website.
- Slides are available to download during the session (*not accessible on mobile devices*) and from <http://studenthublive.open.ac.uk/>.



# Workshop



- This is going to be a structured workshop to help you to make the best use of feedback
- We'll look at what is meant by feedback and why it exists as well as types and themes
- There is a lot of interaction so please be ready to answer polls (questions) or add to chat pod during the session
- You'll get the chance to discuss with others in a small group / or alternative discussion activity (dependent on numbers)

# Session purpose

- **Is for:**
- Looking at the purpose of feedback and what to do with it
- Give some guidance about ways to use feedback effectively
- Provide a space to share ideas and connect with other students
- **Is not for:**
- Telling you what you HAVE to do
- Providing any module specific advice

# Inclusivity

- We welcome all students at our workshops. Please do be aware that they can be very busy and some students may struggle with the non scripted nature. Slides are available to download within the live session and from the event page on the [studenthublive](https://www.studenthublive.com) website to follow along or prepare for what will come up.

# Please be aware



- These sessions are large scale
- They are very busy
- There is lots of interaction
- They are not the same as other tutorials
- You can maximise slides on your own screen by clicking the icon



# Please



- Do NOT share any personal information in the chat pod during the session
- On the recording names will be anonymised to user number
- However if you type anyone's full name or any other personal information in the chat pod it can be seen by everybody and it would also show up on the recording

# Initial poll

What is your main reason for coming along to this session? Please choose the option that fits for you today:

- Study skills for current module(s)
- Study skills for future module (s)
- Connecting with other students
- Gain new ideas
- Responding to recommendation from tutor
- Curious about what studenthublive is

# Learning from feedback

---



# This was our advert...



Feedback is a vital part of your study journey. And whether you've completed one or 20 assignments, knowing how to best utilise your tutor's thoughts on your work can be difficult. What would you do differently next time? What did you do well? What do other students do?

In this workshop we will look at the types of feedback you might receive and offer quick fixes as well as ways of making more substantial changes.


Pick up new ideas, discuss your own experiences and see how other students use feedback in the most effective and constructive ways.

.


# What do you want to learn?

Using the short answer poll provided please say what you are hoping to learn from today's session

*(If you are on a mobile device remember you need to tap into the polling option)*



*To come back to these slides after completing a poll click on the share pod slides icon*



# First thoughts word cloud



What words represent how you feel about receiving feedback? We will be building a word cloud to see what words are common.

You need to state a maximum of three words, if you press the space or enter button your word will be sent through.

Copying an entry already made will make it grow on the screen

Look for the box that says enter word here.

# Didn't you do well! 😊



- First and foremost, think about what you have done well
- Reflection is about identifying what has been done well, work out why it was done well and seeing how you can do that again
- This could be the actual facts, managing the activities, answering correctly etc.

# Poll time

What is the first thing you look at when collecting a marked TMA?

- The score
- Assessment summary (PT3)
- Marked script

# Using feedback

- Feedback is the marking from your tutor that includes the actual marks gained and lost as well as comments to direct your thoughts and future study
- In the OU it has 2 main forms, the marked script and the assessment summary (PT3 form)
- **Remember to look at both!**
- We recommend you save a copy so you can refer back to it

# Types of feedback



Which of the following have you seen on a marked TMA:

- Ticks
- Praise comment e.g. good, well done, 😊
- Mark allocation
- Link to further information
- Spelling / grammar correction
- Prompt for further thought
- Learning outcome table
- Factual error correction
- Factual information missing

# Feedback has a purpose



- Purely to acknowledge relevant / good points
- To help you know what is missing
- Correct factual errors
- Encourage wider thought
- Help develop relevant skills e.g. grammar, academic English
- **Each comment may not have equal weight in terms of marks / eventual benefit**



# Changes...

- The assumption is that everyone wants to get better but this isn't always the case
- It is personal choice based on various reasons
- You may also only want to change some things

# Looking at feedback poll



How many times do you normally look at feedback on assignment?

- Never
- 1
- 2
- 3
- 4+

# Working through feedback



- Read through feedback –set aside a specific chunk of time to read & respond to each point and identify the themes to those points and prioritise what to do with them
- Put it away (maybe for a week)
- Come back to it and read through again objectively
- Check you can see what needs to stay the same and what needs to change, and for what outcome
- Make a specific list of action points so that you can refer back to this when working on the next assignment

# Undergraduate Grade bands



Band	University scale score	Performance standard
A	85-100	Pass 1
B	70-84	Pass 2
C	55-69	Pass 3
D	40-54	Pass 4
E	30-39	Bare fail
F	15-29	Fail
G	0-14	Bad fail

- The OU does mark on the full 0-100% (unlike most other universities)
- Every TMA indicates where the marks are allocated to obtain 100%

# Moving between bands



- There may be fundamental changes required to move between bands in some modules
- E.g. without accurate referencing and accrediting the source of information you cannot achieve higher than pass 3
- Pass level 1 will require correct factual content, accurate writing, specific focus and analysis

# The lens



- Focus on what is important
- What is within your lens?
- What is outside your lens?
- Is your lens correctly aligned with your module requirements?
- Is your lens too personally influenced?

# Acting on feedback

- As a student you need to decide which of the points you want to act on and how you are going to go about it
- You may decide some are not as important to you personally whilst others critically affect your ability to communicate your understanding effectively
- Some of this involves reflection

# Reflection polls

Have you had to do reflection as a part of any study / work previously?

- Yes
- No

And...

Would you be more likely to reflect on something that you have:

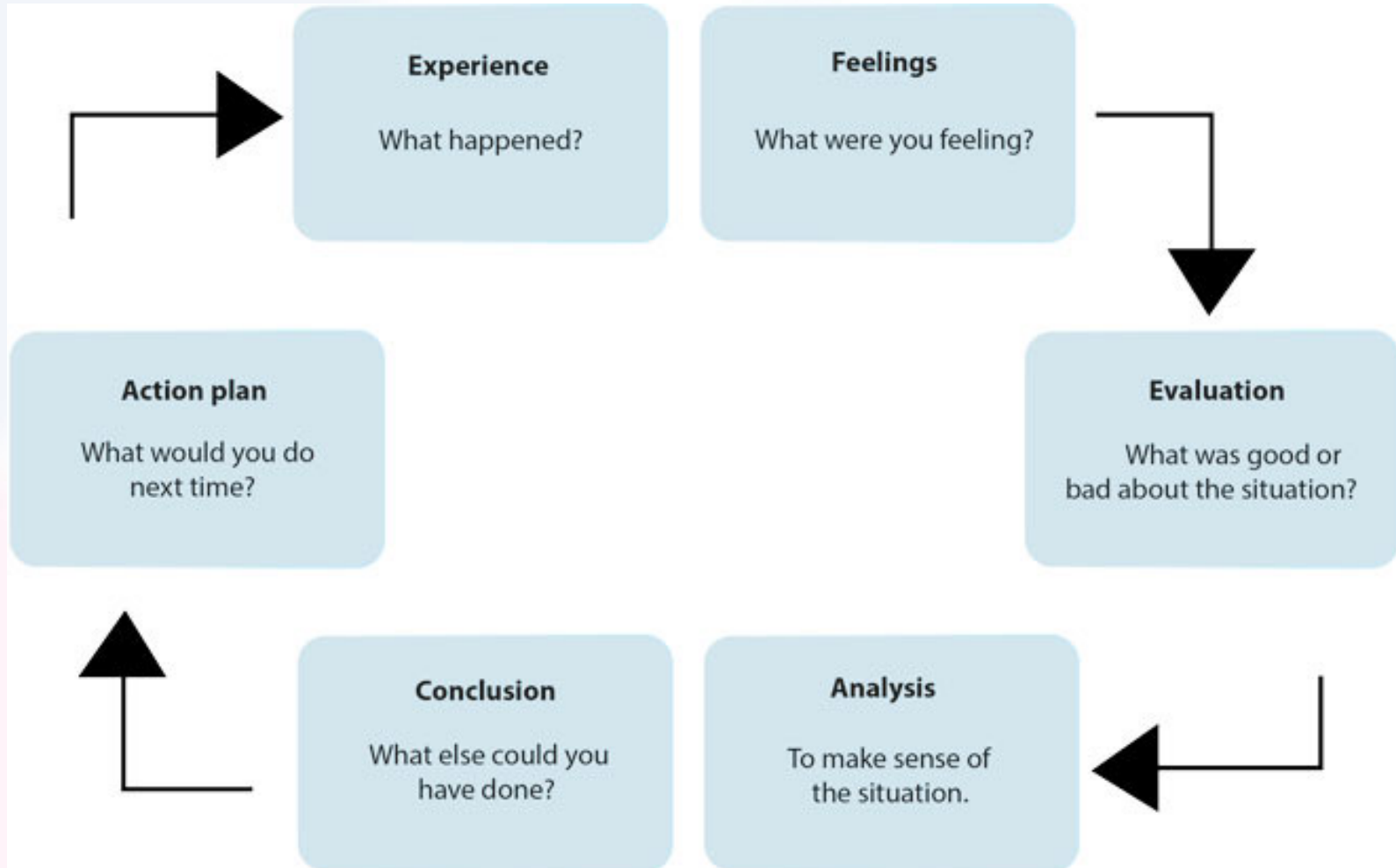
- done well
- done badly?



# Reflection

- Is about what went well and also what didn't go so well
- It is important to recognise both – please don't just look at the mark and focus on the negative if you didn't get 100%
- So, it is about realising and recognising what is most and least successful
- What is your evidence?

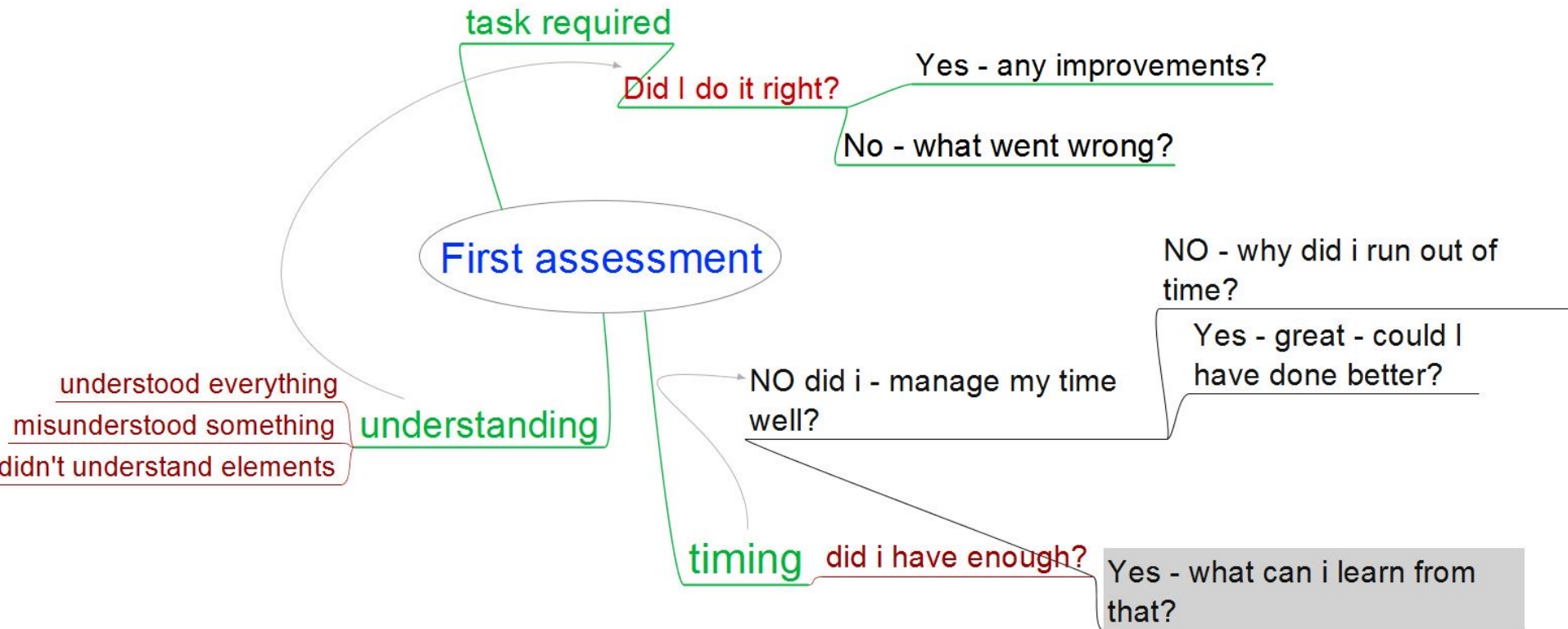
# Reflection – Gibbs cycle



# Thing that affect achievement poll

- Thinking back on a piece of assessment that you have completed or are completing, think of some of the issues that affected how well you are able to complete it.
- Suggest some in the short answer polling pod provided, and have a look at other suggestions from other students

# Mindmap of ideas



Some things to think about. Just an example 😊

# Understanding help

- Try and work out what it was that you didn't understand – for instance was it...
  - The question
  - The topic
  - Something else?

# Understanding poll

If you don't understand a question in a TMA do you:

- Keep going with reading until you do understand
- Ring your tutor to ask
- Email your tutor to ask
- Post a message in a module forum (module wide / cluster / tutor group)
- Ask a study buddy
- Ask on social media (Facebook / Whatsapp etc)

# Understanding

- The best option is always to ask someone who should know so your tutor directly or in the OU module forum (your tutor or a cluster / module one will answer)
- Don't feel you can't ask for help
- Do make sure you have read all the instructions though – they are there to help 😊
- NB: Feedback NOT Faceback

# More understanding help

- Check for tutorials on the topic, also look at module resources (e.g. additional guides such as maths ebook or English skills guides)
- <https://help.open.ac.uk/developing-academic-english>
- <https://help.open.ac.uk/reading-and-writing-maths>
- <https://help.open.ac.uk/critical-reading-techniques>
- Just some ideas 😊



# Skills

- All module are developing study skills as well as building factual knowledge
- Study skills include key skills such as note taking, managing information and time, writing clear academic English
- Others include digital and information literacy (how to use information, evaluate it, know whether it is any good, utilise technology etc)
- Often related to employability

# Study skills

- If you know how to study, how to find information, how to use information and write clearly then this is transferable to many different modules and tasks
- It is worth the time input initially as it saves lots of time in the long run
- <https://help.open.ac.uk/booklets#developing-effective-study-strategies>

# Discussion activity

- There will be 2 specific questions in chat pods for you to explore some of the elements we have discussed further.
- *What is your best recommendation that people should do with feedback...*
- *What would you like to be able to do more successfully with feedback...*
- You are welcome to add your thoughts and we will then pick up some of the themes and talk through them.
- Chat does have names on but the recording will be anonymised so you will appear as 'user number'

# Take home message

- Look at the feedback you have received
- Consider carefully what you are intending to do with the feedback and make a plan that allows you to do this
- Bear in mind it is your own learning journey and sometimes you may need to make hard decisions based on that (although hopefully more are easy!)

# Feedback please

Please use the following link to provide feedback to help the studenthublive team to continue to improve what we do

<https://forms.office.com/e/yfZm2x9D75>

# Upcoming sessions



27-Jun 7pm Applying other people's ideas with confidence

04-Jul 11am What's the real value of a Master's Degree?

11-Jul 11am Neurodiverse community: reflecting and consolidating learning

18-Jul 11am Really understanding questions

23-Jul 11am Effective academic communication

Past student hub live online study skills sessions [here](#)

Visit us at <http://studenthublive.open.ac.uk/> and subscribe for events as they are announced. Send us feedback at [studenthub@open.ac.uk](mailto:studenthub@open.ac.uk)