

# Pre session polls

What level of study are you?

- Access
- Level 1
- Level 2
- Level 3
- Postgraduate

What would you consider is your main area of study?



- Arts
- Languages (English & other)
- Social sciences
- Business and law
- Science
- Engineering or technology
- Maths
- Health sciences
- Education
- Sports
- OTHER

Have you been to any student hub live online events before?

- No (I'm new to SHL!)
- No (but have listened to one or more recordings)
- No (didn't have time)
- No (wasn't aware of before now)
- Yes any spring 2022
- Yes any earlier

# What are student hub live online sessions?

- All student hub live sessions are non modular and focus on skills relevant to study at university level
- Polls are anonymous to other participants but the chat box will have your logged in name associated with your comments during the live session.
- All online sessions are recorded and available to view on catch up on a public facing website.
- Slides are available to download during the session (*not accessible on mobile devices*) and from <http://studenthublive.open.ac.uk/>.



# student hub live is the OU's live online interactive platform to support academic community



Margaret Greenhall is a study skills specialist. She has applied the same skills as you'll use in writing essays to write a book. She tutors on science level 1 courses. Her hobbies are rowing and Lego.



Lucy Anderson is an OU tutor at undergraduate and postgraduate levels. She puts the critical evaluation skills she learnt as a research scientist to good use preparing module materials, exams and assignments. In her spare time, Lucy is found covered in mud either with her horse or on the allotment.

# Workshop

- This is going to be a structured workshop to help you start thinking about essay planning
- It is not subject related as we have people from all over the university on the session
- There is a lot of interaction so please be ready to answer polls (questions) or add to chat pod during the session

# Session purpose

- **Is for:**
- Covering general advice about essay planning
- Giving some ideas for how approach each section of the essay
- Provide a space to share ideas and connect with other students
- **Is not for:**
- Telling you what you HAVE to do
- Providing any module specific advice

## Please be aware

- These sessions are large scale
- They are very busy
- There is lots of interaction
- They are not the same as other tutorials
- Chat may be off topic – that's OK
- You can maximise slides on your own screen by clicking the icon



# Please

- Do NOT share any personal information in the chat pod during the session
- On the recording names will be anonymised to user number
- However if you type anyone's full name or any other personal information in the chat pod it can be seen by everybody and it would also show up on the recording

# Initial poll

What is your main reason for coming along to this session? Please choose the option that fits for you today:

- Study skills for current module(s)
- Study skills for future module (s)
- Connecting with other students
- Gain new ideas
- Responding to recommendation from tutor
- Curious about what studenthublive is



# Developing your Essay Planning (Intermediate)




## This was our advert...

This essay planning workshop focuses on formulating the best argument to address a set question. Aimed at students on Level 2 or 3 modules, it will focus on how to structure your argument and set out your points coherently. We will discuss the elevation of introductions, framing arguments and exploring effective conclusions that reveal how all the points you have made address the question.

# What do you want to learn?

Using the short answer poll provided please say what you are hoping to learn from today's session

*(If you are on a mobile device remember you need to tap into the polling option)*



*To come back to these slides after completing a poll click on the share pod slides icon*



# Hopefully!

- We'll cover ideas to address many of these issues
- Remember your own module assessment guide as well as the studenthome help and the library <https://www.open.ac.uk/library/help-and-support/referencing-and-plagiarism>
- Quick guide to Harvard / cite them right <https://www.open.ac.uk/library/help-and-support/quick-guide-to-harvard-referencing-cite-them-right>

# First thoughts poll

What makes things easy to understand when you read?

Use the pod to add your thoughts.

**What other writing do you do?**

# Why plan?

- It helps structure your work
- Ensures you answer all parts of the questions
- Save time as you write more effectively
- Allows you to see the flow of the argument
- But.. it doesn't have to be perfect and plans can change

# Essay planning stages

- Analyse the question
- Plan the information search
- Plan the essay writing
  
- Plan your time



## Poll time

- How do you know what goes in each part of your essay?
- Please use the poll provided to say where you get information from that helps you decide what to include in each part.

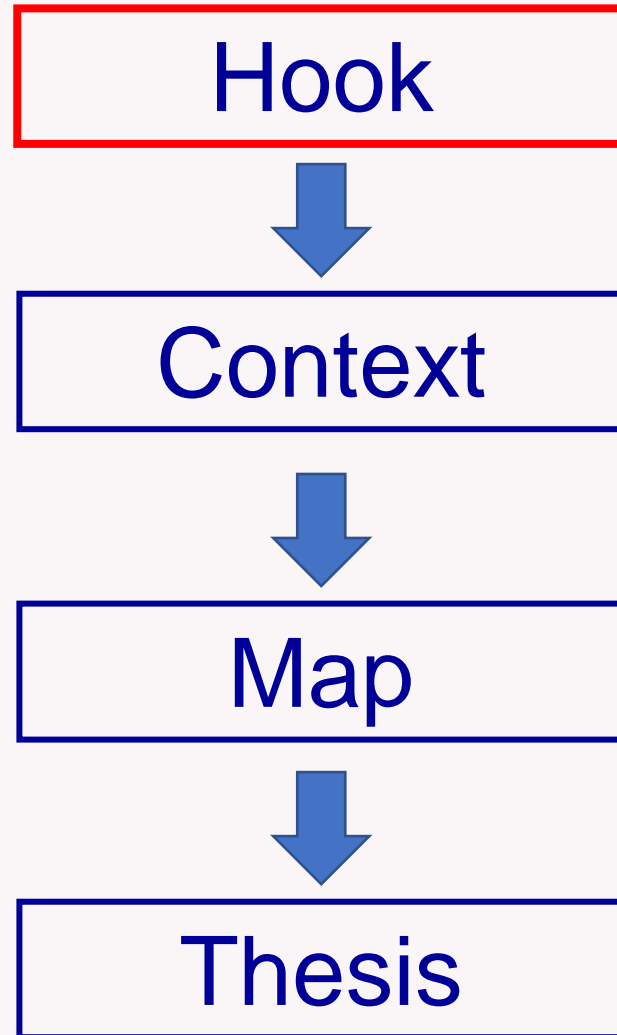
# Essay parts

- Introduction 10 -15%
- Paragraphs 75 - 80%
- Conclusion 10%
- References

# Introduction structure idea

- Hook
  - **Headline:** How would you get someone else to read your essay in the first line?
- Context
  - **Define terms** in the question and background information
- Map
  - **A tourist guide** to your essay
- Thesis
  - **What are you going to test**, it must relate to the original question

# Paragraph structure - introduction



# Which would you read?

**Compare and contrast lemons and oranges.**

This essay will describe lemons and oranges and their similarities and differences.

As far back as 1744, when the nursery rhyme oranges and lemons say the bells of St Clements was first recorded, oranges and lemons were being offloaded in London docks from far flung corners of the world.

**Where are hooks  
used in communication?**

**Do you have any ideas for hooks  
in your writing?**

# Paragraphs

- Need to flow
- Each one covers only one main idea
- They don't need to be very long
- Does it help answer your question?
- You can build minor points over several paragraphs to one big one.

# Understanding paragraphs

- Paragraphs
  - Topic sentence, often first sentence
  - Inter-relationship of sentences
  - Hierarchy of ideas



# Paragraph structure - depth

We have a black car.



It is an Aygo.



Aygos are made by Toyota.

# Breadth structure

My house is on  
a cal de sac



It has a  
brown  
door.

There is  
space for  
three cars.

There are  
three  
bedrooms.

## Branched structure

I teach speed reading.

It helps people to read faster.

Many people triple their reading speed.

I also teach improving your memory.

It helps people understand their memories.

# Disconnected structure

I have a Labrador.



She is called  
Rosie.



She is seven.

I like ice cream.



It cools me  
down.



My favourite  
is caramel.

# Reconnected structure


I have a Labrador.



She is called  
Rosie.



She is seven.



I like ice cream.



It cools me  
down.



It helps cool  
Rosie down too.

**Compare and contrast** the 1500 m running race to the 2000 m on the water row. You must include data from the most recent Olympics.

(2000 words)

**Red process**, blue topic, green criteria

## Poll: Which type of structure is this?

1. 2000m row and 1500m are both raced at similar speeds.
2. In Olympic final of 2020 Peter Piper won by running at 2.02 mins per 500m and Jack Horner rowed at 1.58 mins per 500m. (Nursery rhymes, 2021)
3. These times are within 3% of each other showing a close similarity.
4. The reasons for this will be covered in the following sections.

# Poll: What purpose do you think each sentence is performing?

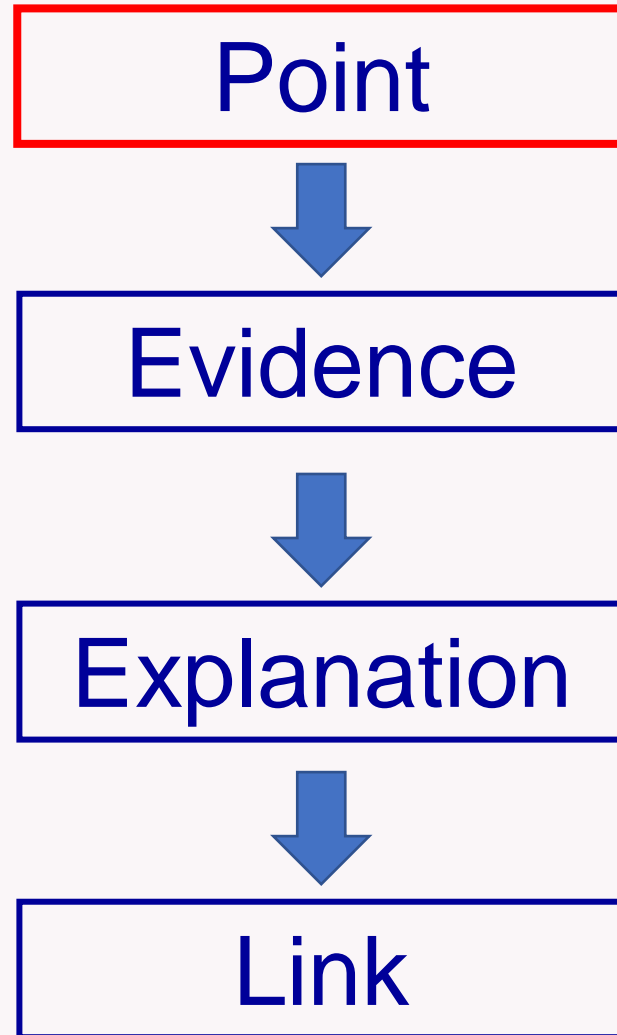
1. 2000m row and 1500m are both raced at similar speeds.
2. In Olympic final 2020 Peter Piper won by running at 2.02 mins per 500m and Jack Horner rowed at 1.58 mins per 500m. (Nursery rhymes, 2021)
3. These times are within 3% of each other showing a close similarity.
4. The reasons for this will be covered in the following sections.



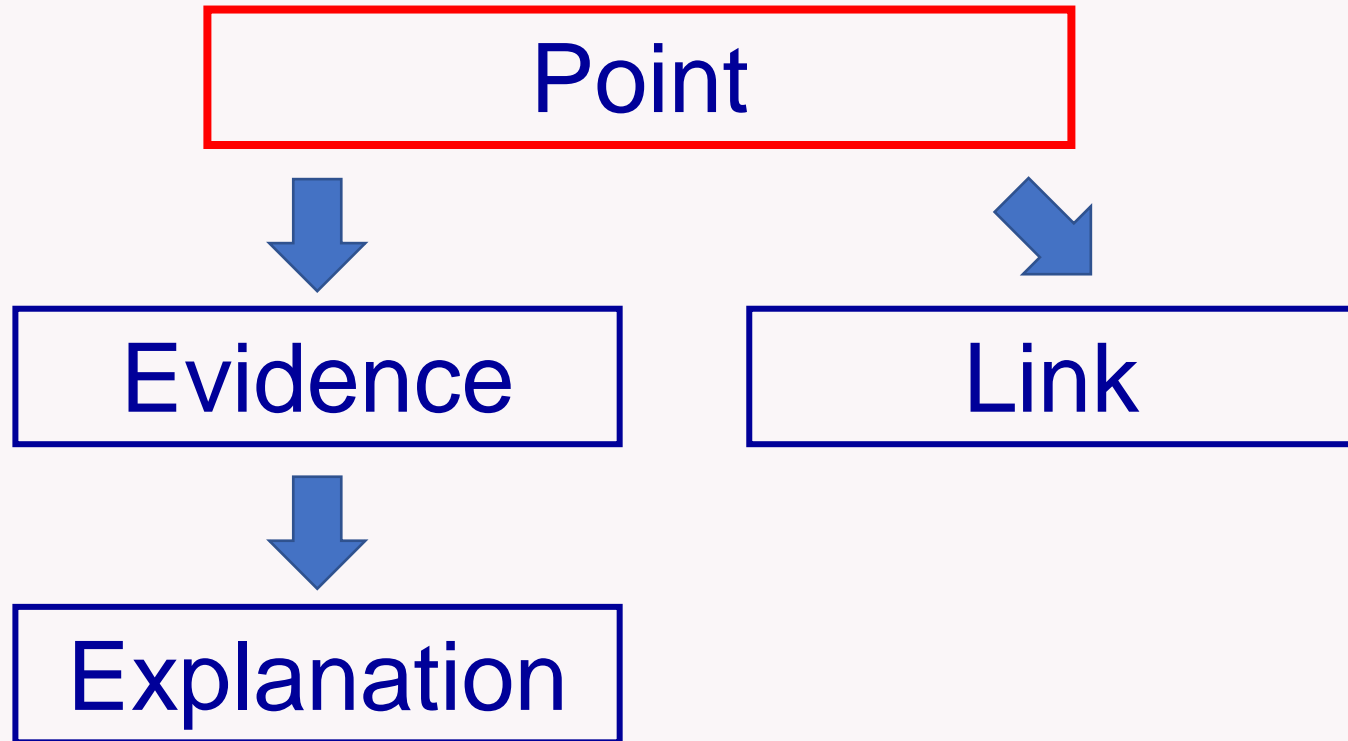
# Using PEEL to write paragraphs

- PEEL
  - Point – make it in first sentence
  - Evidence – support it with facts
  - Explain – why the evidence is supportive and why is it relevant
  - Link – link the paragraph to the next section and/or question gives flow to essay

# Paragraph structure - essay



# Paragraph structure - essay



# Paragraph structure - essay

Point



Evidence



Explanation



Evidence



Explanation



Link

# Using PEEL to write

- PEEL
  - Point: 2000m row and 1500m are both raced at similar speeds
  - Evidence: In Olympic final 2020 Peter Piper won by running at 2.02 mins per 500m and Jack Horner rowed at 1.58 mins per 500m. (Nursery rhymes, 2021)
  - Explain: These times are within 3% of each other showing a close similarity.
  - Link : The reasons for this will be covered in the following sections.

# Paragraph structure - essay

1. Essay planning the most important part of completing any long assignment essay.
2. *“By failing to plan, you are preparing to fail”.*  
*Benjamin Franklin*
3. 95% of people who plan their essay get a grade of 45% or more (Jones et al 2017).
4. Essay plans therefore help people pass their courses.
5. In the next paragraph we will look at examples where poor planning has led to poor grades.

# Conclusion

- Finale point
- Main supporting points
- Link to thesis
- Link to question
- No new material
- **What do you want your audience to remember?**

# Poll

- How do you map your work?



# Mapping the essay

Essay title:			
Due date:		Number of words:	
Title: Process words Topic words Criteria			
Essay part	Content	Est. numb words	Source material
Introduction  Hook Context Map Thesis (what you're aiming to prove)	H: C: M: T:	10-15%	In text citation (ITC): End reference (ER): URL:
Paragraph 1 Point (P) Evidence (EV) Explanation (EX) Link (LK)	P: EV: EX: LK:		ITC: ER: URL:
Conclusion: Finale point: Link to Thesis Link to question Main supporting points No new material		10%	
Notes			

# Start: Title analysis

Essay title:	
Due date:	
Number of words:	
Title:	
Process words	
Topic words	
Criteria	

# Introduction

Essay part	Content	Est. numb words	Source material
Introduction Hook Context Map Thesis (what you're aiming to prove)	H: C: M: T:	10- 15%	In text citation (ITC): End reference (ER): URL:

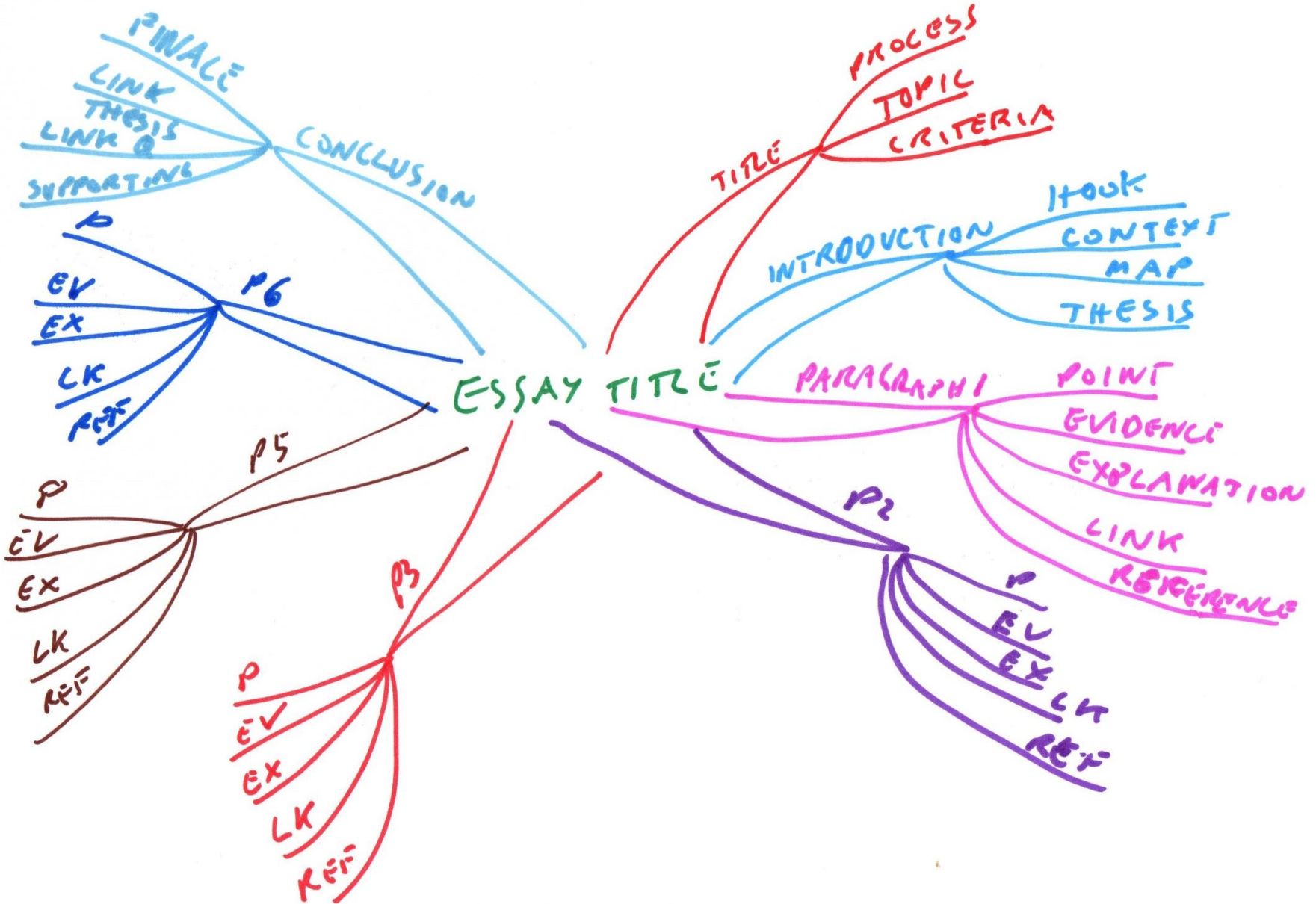
# Paragraphs

Essay part	Content	Est. numb words	Source material
Paragraph 1 Point (P) Evidence (EV) Explanation (EX) Link (LK)	P: EV: EX: LK:		ITC: ER: URL:

# Conclusion

Essay part	Content	Est. numb words	Source material
Conclusion: Finale point: Link to Thesis Link to question Main supporting points No new material		10%	
Notes			

# Mind map



# Your thoughts

- There will be 2 specific questions in chat pods for you to explore some of the elements we have discussed further.
- *I AM SUCCESSFUL AT STRUCTURING MY WRITING WHEN I....*
- *THINGS I'M GOING TO EXPLORE WHEN PLANNING MY ESSAYS....*
- You are welcome to add your thoughts and we will then pick up some of the themes and talk through them.
- Chat does have names on but the recording will be anonymised so you will appear as 'user number'

# Take home message

- Essay planning is about breaking things down into manageable sections
- You should spend more time planning than writing
- Each part has its own structure
- It isn't a single stage process



# Feedback please

Please use the following link to provide feedback to help the studenthublive team to continue to improve what we do

<https://forms.office.com/e/C0kYBrZQe1>

# Final poll

What do you feel are the main things you will take away from this session?

- Better understanding of today's topic
- Better understanding of the place of study skills within university study
- Enthusiasm for my studies
- Enthusiasm for my skills development
- Feel part of the university
- Feel part of SHL

If you have any other feedback please send to [studenthub@open.ac.uk](mailto:studenthub@open.ac.uk)



# Upcoming sessions

21<sup>st</sup> Feb 7pm Mastering Essay Planning

23<sup>rd</sup> Feb 11am Support for Student Carers

28<sup>th</sup> Feb 7pm Introduction to Essay Writing

7<sup>th</sup> Mar 7pm Developing Essay Writing

14<sup>th</sup> Mar 7pm Mastering Essay Writing

21<sup>st</sup> March Beginners Critical Thinking

**22<sup>nd</sup> March 11am Studying with neurodiversity**

Details, booking information and subscribe for events at <http://studenthublive.open.ac.uk/>  
Past student hub live online study skills sessions [https://studenthublive.open.ac.uk/eventlist\\_catchup](https://studenthublive.open.ac.uk/eventlist_catchup)  
Send us feedback at [studenthub@open.ac.uk](mailto:studenthub@open.ac.uk)