

student hub live is the OU's live online interactive platform to support academic community






Margaret Greenhall is a study skills specialist. She tutors on science courses including SM123, S112 and Environmental science S206. She is also studying geology. Her hobbies are rowing, baking and Lego.



Nicky Mee is a lecturer in business and language. She is a keen quizzer and animal lover with a 'mini-zoo' at home. In her spare time Nicky enjoys swimming, cycling and studying and studying a Law degree at the OU.


What are student hub live online sessions?

- All student hub live sessions are non modular and focus on skills relevant to study at university level
- Polls are anonymous to other participants but the chat box will have your logged in name associated with your comments during the live session.
- All online sessions are recorded and available to view on catch up on a public facing website.
- Slides are available to download during the session (*not accessible on mobile devices*) and from <http://studenthublive.open.ac.uk/>.



Please be aware

- These sessions are large scale
- They are very busy
- There is lots of interaction
- They are not the same as other tutorials
- Chat may be off topic – that's OK
- You can maximise slides on your own screen by clicking the icon



Please

- Do NOT share any personal information in the chat pod during the session
- On the recording names will be anonymised to user number
- However if you type anyone's full name or any other personal information in the chat pod it can be seen by everybody and it would also show up on the recording

Initial poll

What's your main reason for coming along today?

- Understand essay structure
- Hints and tips to get better
- Get ideas for planning essays
- To help me structure my thoughts
- To get new ideas
- I would like better grades
- To help stop writer's block
- Other - please use chat

Developing your Essay Planning (Intermediate)



This was our advert...

- In this second essay planning session we'll look in more detail at how to ensure each paragraph addresses a key element of your essay. Understanding paragraph design will help give your essays clarity for your audience. The introduction is the first thing that gets read and you need to make a grand entrance so we'll look at ideas for structuring your curtain raiser.

Help with referencing

- Remember your own module assessment guide as well as the studenthome help and the library <https://www.open.ac.uk/library/help-and-support/referencing-and-plagiarism>
- Quick guide to Harvard / cite them right <https://www.open.ac.uk/library/help-and-support/quick-guide-to-harvard-referencing-cite-them-right>

First thoughts poll

What makes things easy to understand when you read?

Use the pod to add your thoughts.

What other writing do you do?

Essay planning stages

- Analyse the question
- Plan the information search
- Plan the essay writing

- Plan your time

Poll time

- How do you know what goes in each part of your essay?
- Please use the poll provided to say where you get information from that helps you decide what to include in each part.

Essay parts



- Introduction 10 -15%
- Paragraphs 75 - 80%
- Conclusion 10%
- References

Introduction structure idea



- Hook
 - **Headline:** How would you get someone else to read your essay in the first line?
- Context
 - Define terms in the question and background information
- Map
 - A tourist guide to your essay
- Thesis
 - What are you going to test, it must relate to the original question

Paragraph structure - introduction

Hook



Context



Map



Thesis

Which would you read and why?

Compare and contrast lemons and oranges.

1. This essay will describe lemons and oranges and their similarities and differences.
2. As far back as 1744, when the nursery rhyme oranges and lemons say the bells of St Clements was first recorded, oranges and lemons were being offloaded in London docks from far flung corners of the world.

**Where are hooks
used in communication?**

**Do you have any ideas for hooks
in your writing?**

Paragraphs

- Need to flow
- Each one covers only one main idea
- They don't need to be very long
- Does it help answer your question?
- You can build minor points over several paragraphs to one big one.

Understanding paragraphs

- Paragraphs
 - Topic sentence, often first sentence
 - Inter-relationship of sentences
 - Hierarchy of ideas

Paragraph structure - depth

We have a black car.



It is an Aygo.



Aygos are made by Toyota.

Breadth structure

My house is on
a cal de sac



It has a
brown
door.

There is
space for
three cars.

There are
three
bedrooms.

Branched structure

I teach speed reading.



It helps
people to
read faster.



Many people
triple their
reading speed.



I also teach
improving
your memory.



It helps people
understand their
memories.

Disconnected structure

I have a Labrador.



She is called
Rosie.



She is seven.

I like ice cream.



It cools me
down.



My favourite
is caramel.

Reconnected structure


I have a Labrador.



She is called
Rosie.



She is seven.



I like ice cream.



It cools me
down.



It helps cool
Rosie down too.

Identifying the parts



Compare and contrast the 1500 m running race to the 2000 m on the water row. **You must include data** from the most recent Olympics.

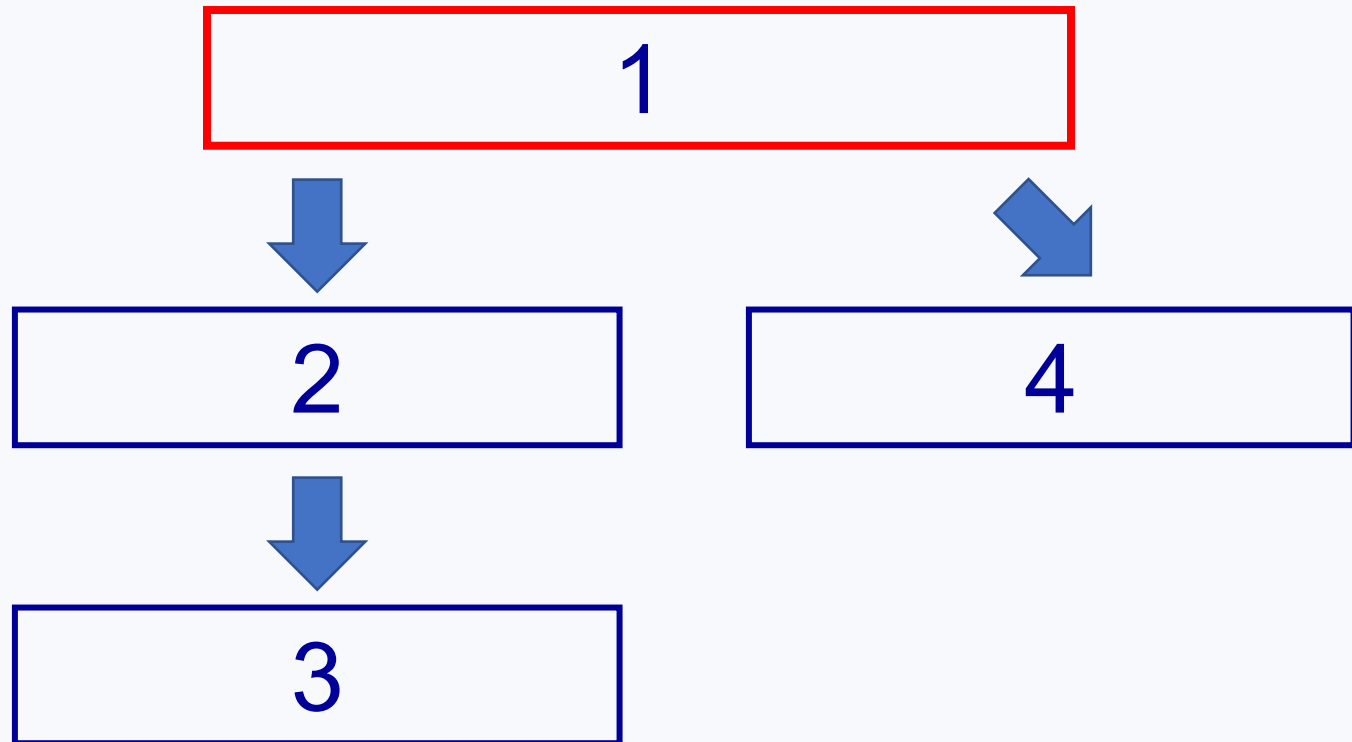
(2000 words)

Red process, **blue topic**, **green criteria**

Poll: Which type of structure is this?

1. 2000m row and 1500m are both raced at similar speeds.
2. In Olympic final of 2020 Peter Piper won by running at 2.02 mins per 500m and Jack Horner rowed at 1.58 mins per 500m. (Nursery rhymes, 2021)
3. These times are within 3% of each other showing a close similarity.
4. The reasons for this will be covered in the following sections.

Paragraph structure - branched



Poll: What purpose do you think each sentence is performing?

1. 2000m row and 1500m are both raced at similar speeds.
2. In Olympic final 2020 Peter Piper won by running at 2.02 mins per 500m and Jack Horner rowed at 1.58 mins per 500m. (Nursery rhymes, 2021)
3. These times are within 3% of each other showing a close similarity.
4. The reasons for this will be covered in the following sections.

Using PEEL to write paragraphs

- PEEL
 - Point – make it in first sentence
 - Evidence – support it with facts
 - Explain – why the evidence is supportive and why is it relevant
 - Link – link the paragraph to the next section and/or question gives flow to essay

Paragraph structure - depth

Point



Evidence

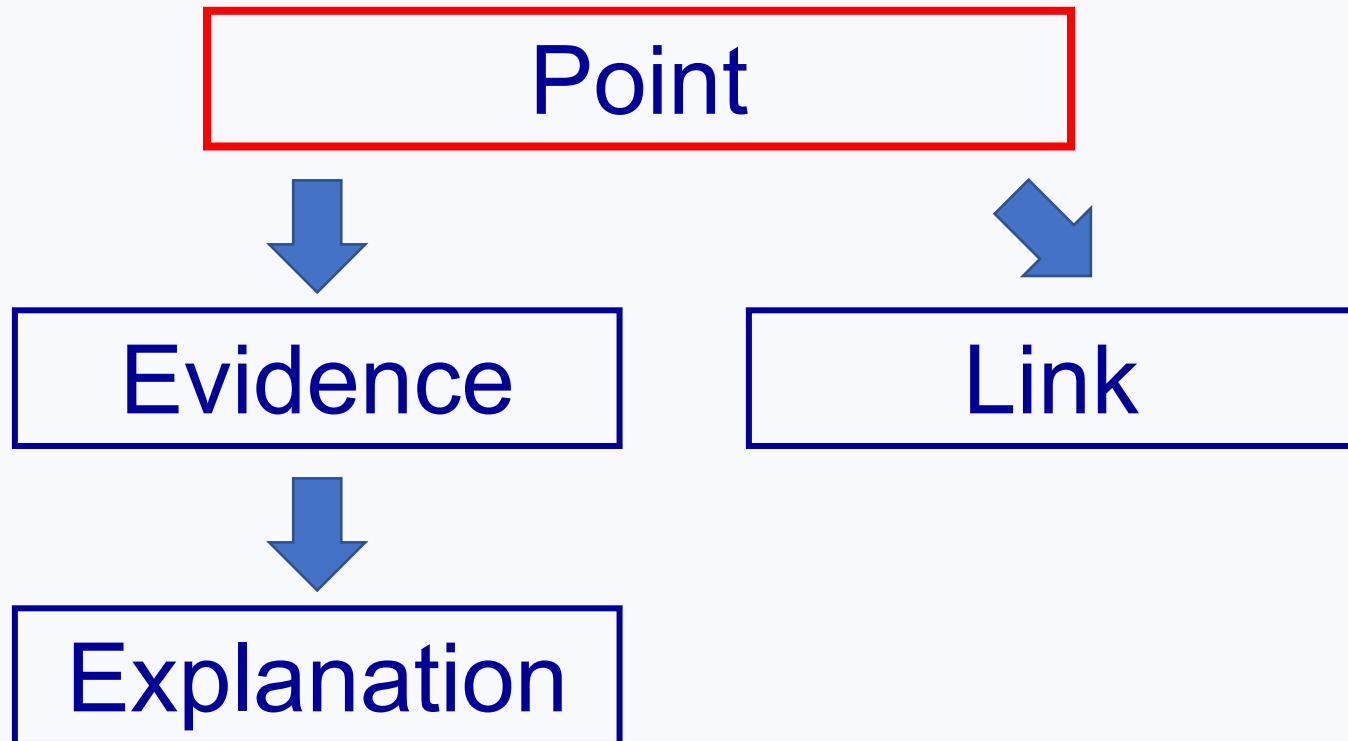


Explanation



Link

Paragraph structure



Paragraph structure - branched

Point



Evidence



Explanation



Evidence



Explanation



Link

Using PEEL to write

- PEEL

- **Point:** 2000m row and 1500m are both raced at similar speeds
- **Evidence:** In Olympic final 2020 Peter Piper won by running at 2.02 mins per 500m and Jack Horner rowed at 1.58 mins per 500m. (Nursery rhymes, 2021)
- **Explain:** These times are within 3% of each other showing a close similarity.
- **Link:** The reasons for this will be covered in the following sections.

Paragraph structure - essay

1. Essay planning the most important part of completing any long assignment essay.
2. *“By failing to plan, you are preparing to fail”.*
Benjamin Franklin
3. 95% of people who plan their essay get a grade of 45% or more (Jones et al 2017).
4. Essay plans therefore help people pass their courses.
5. In the next paragraph we will look at examples where poor planning has led to poor grades.

Conclusion

- Finale point
- Main supporting points
- Link to thesis
- Link to question
- No new material
- **What do you want your audience to remember?**

Poll

- How do you map your work?



Mapping the essay

Essay title:			
Due date:		Number of words:	
Title: Process words Topic words Criteria			
Essay part	Content	Est. numb words	Source material
Introduction Hook Context Map Thesis (what you're aiming to prove)	H: C: M: T:	10-15%	In text citation (ITC): End reference (ER): URL:
Paragraph 1 Point (P) Evidence (EV) Explanation (EX) Link (LK)	P: EV: EX: LK:		ITC: ER: URL:
Conclusion: Finale point: Link to Thesis Link to question Main supporting points No new material		10%	
Notes			

Start: Title analysis

Essay title:	
Due date:	
Number of words:	
Title:	
Process words	
Topic words	
Criteria	

Introduction

Essay part	Content	Est. numb words	Source material
Introduction Hook Context Map Thesis (what you're aiming to prove)	H: C: M: T:	10- 15%	In text citation (ITC): End reference (ER): URL:

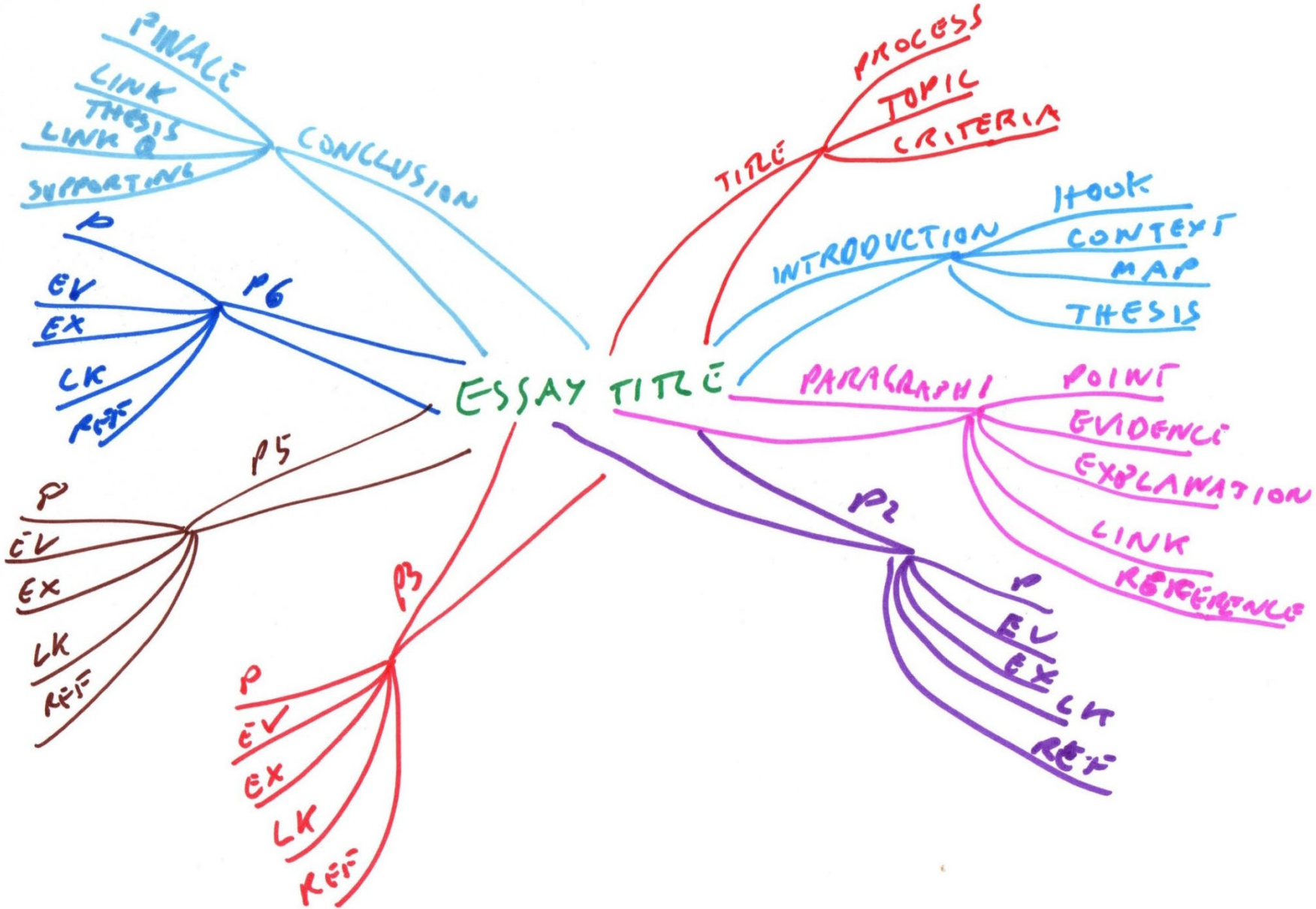
Paragraphs

Essay part	Content	Est. numb words	Source material
Paragraph 1 Point (P) Evidence (EV) Explanation (EX) Link (LK)	P: EV: EX: LK:		ITC: ER: URL:

Conclusion

Essay part	Content	Est. numb words	Source material
Conclusion: Finale point: Link to Thesis Link to question Main supporting points No new material		10%	
Notes			

Mind map



Your thoughts

- There will be 2 specific questions in chat pods for you to explore some of the elements we have discussed further.
- *I AM SUCCESSFUL AT STRUCTURING MY WRITING WHEN I....*
- *THINGS I'M GOING TO EXPLORE WHEN PLANNING MY ESSAYS....*
- You are welcome to add your thoughts and we will then pick up some of the themes and talk through them.
- Chat does have names on but the recording will be anonymised so you will appear as 'user number'

Take home message



- Essay planning is about breaking things down into manageable sections
- You should spend more time planning than writing
- Each part has its own structure
- It isn't a single stage process

Feedback please

Please use the following link to provide feedback to help the studenthublive team to continue to improve what we do

- <https://forms.office.com/e/GW06EJs2eC>

Selected upcoming events



- 06 Mar 11 am Really understanding questions
- 11 Mar 11 am Critical thinking (beginners)
- 17 Mar 11am Critical thinking (intermediate)
- 19 Mar 11am Creative problem solving
- 20 Mar 7 pm Introduction to essay writing
- 25 Mar 11 am Critical thinking (Advanced)
- 26 Mar 7 pm Developing your essay writing
- 27 Mar 11 am Q & A ask the student support team
- 01 Apr 11 am Memory and Learning
- 03 Apr 11 am Studying with disability complete your module successfully

For more information on all past and upcoming events, go to <http://studenthublive.open.ac.uk/>