

Student hub live people






Margaret Greenhall is a study skills specialist. She has applied the same skills as you'll use in writing essays to write a book. She tutors on science level 1 and 2 courses. Her hobbies are baking, rowing and Lego.



Fred Motson has taught Law at undergraduate and postgraduate level for 15 years. He Chairs a first year Law module and teaches across Levels 1, 2 and 3. His hobbies include 5-a-side football, computer games and following Derby County FC.

What are student hub live online sessions?

- All student hub live sessions are non modular and focus on skills relevant to study at university level
- Polls are anonymous to other participants but the chat box will have your logged in name associated with your comments during the live session.
- All online sessions are recorded and available to view on catch up on a public facing website.
- Slides are available to download during the session (*not accessible on mobile devices*) and from <http://studenthublive.open.ac.uk/>.



Workshop


- This is going to be a structured workshop to help you start thinking about essay planning
- It is not subject related as we have people from all over the university on the session
- There is a lot of interaction so please be ready to answer polls (questions) or add to chat pod during the session

Session purpose

- **Is for:**
- Covering general advice about essay planning
- Giving some ideas for how to plan
- Provide a space to share ideas and connect with other students
- **Is not for:**
- Telling you what you HAVE to do
- Providing any module specific advice

Please be aware

- These sessions are large scale
- They are very busy
- There is lots of interaction
- They are not the same as other tutorials
- Chat may be off topic – that's OK
- You can maximise slides on your own screen by clicking the icon



Please

- Do NOT share any personal information in the chat pod during the session
- On the recording names will be anonymised to user number
- However if you type anyone's full name or any other personal information in the chat pod it can be seen by everybody and it would also show up on the recording

Essay Planning Beginners



This was our advert...

Writing great essays requires careful planning and this workshop will set you off on the right track. Aimed at access and level 1 students, you will be guided through the planning process in easy steps. The starting point is analysing your question. We will look at the types of words used in the question and how they help you identify what to include in your plan. We will discuss the structure and key components of an essay that are the basis of superb plans and take a look at different planning styles to give you some ideas to get started.

First thoughts word cloud

- Using the option to type in where it says enter word here
- **What do you think of when you see an essay title?**
- Note that these need to be single words rather than phrases, if you press the space button your first word will go through

Enter word here

Referencing help

- The library runs excellent sessions on referencing and SHL always sends students to their resources (we are not able to run sessions directly about referencing ourselves)
- <http://www.open.ac.uk/library/training-and-events/the-why-and-how-of-referencing>
- Live sessions are advertised on <http://www.open.ac.uk/library/>

Poll

- Have you ever written something long?
 - Yes
 - No

- If you have did you plan what you were going to include in that long piece of writing?
 - Yes
 - No

Why plan?

“By failing to plan, you are preparing to fail”.
Benjamin Franklin



What else do you plan?

- What else do you plan?
- How do you do plan for other things?

Why plan?

- It helps structure your work
- Ensures you answer all parts of the questions
- Save time as you write more effectively
- Allows you to see the flow of the argument
- But.. it doesn't have to be perfect and plans can change


Scenario

- You have this pile of bricks that you have been told you can make a dolphin but have no instructions.
- What are the things you need to think about?



Our ideas

- Why do we need to build a dolphin?
- What do real dolphins look like?
- Are there any other brick dolphins?
- How long do I have?
- Can I use anything else?
- Do I have more than I need?
- Should I sort the bricks?
- What order should I build it in?



Essay planning stages

- Analyse the question
- Plan the information search
- Plan the essay writing

- Plan your time

Poll time

- How do you know what to write your essay on?
- Please use the poll provided to say where you get information from that helps you decide what to include.

Analyse the question

- What am I being asked to do?
- When does it need to be done by?
- What information do I need?
- Where is that information?
- What do I not need?

Analyse the question

Parts of a question

- Process words – tell you what is expected for the flow of the information
- Topic words – tell you what your content must relate to
- Criteria – give the boundaries

Drawing tools



- Process words
- Topic words
- Criteria

Add a dot under the words in the question

Compare and contrast the 1500 m running race to the 2000 m on the water row.

You must include data from the most recent Olympics.

(2000 words)

Red process, blue topic, green criteria

Process verbs poll

1. Give reasons for
2. Provide different opinions giving for and against
3. Break into parts and work out how they fit together
4. Find the answer
5. Give reasons why
6. Provide several examples
7. Give an overview of the topic

Choices: Illustrate, Summarise. Account for,
Determine, Explain, Argue, Analyse

Process verbs poll answers

1. **Explain:** Give evidence for
2. **Argue:** Provide different opinions from different points of view
3. **Analyse:** Break into parts and work out how they fit together
4. **Determine:** Find the answer
5. **Account for:** Give reasons why
6. **Illustrate:** Provide several examples
7. **Summarise:** Give an overview of the topic

Pdf with lots more to download

Answering the question

- Read the question before you read the topic
- Read it out loud
- Identify the key words
- List the topics you must cover
- List any topics you could cover

Essay parts

- Introduction 10 -15%
- Paragraphs 75 - 80%
- Conclusion 10%
- References

Poll

- If you were reading an essay what would you want the introduction to contain?

Conclusion

- No new data
- Ties up the threads
- Links back to introduction
- Links to the question
- What do you want your audience to remember?

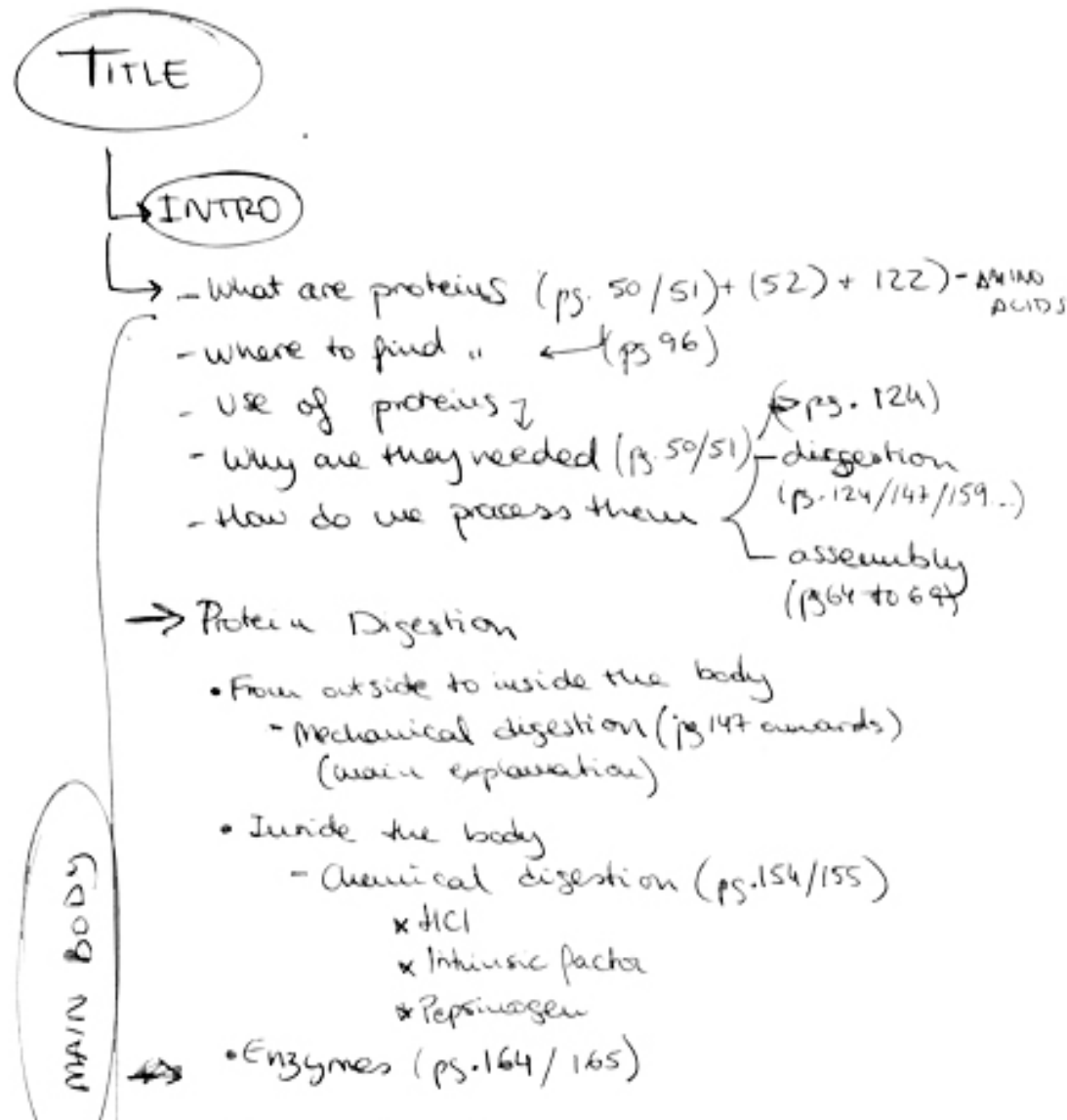
Paragraphs

- Need to flow
- Each one covers only one main idea
- They don't need to be very long
- Does it help answer your question?
- Can build minor points over several paragraphs to one big one at end.

Planning styles poll

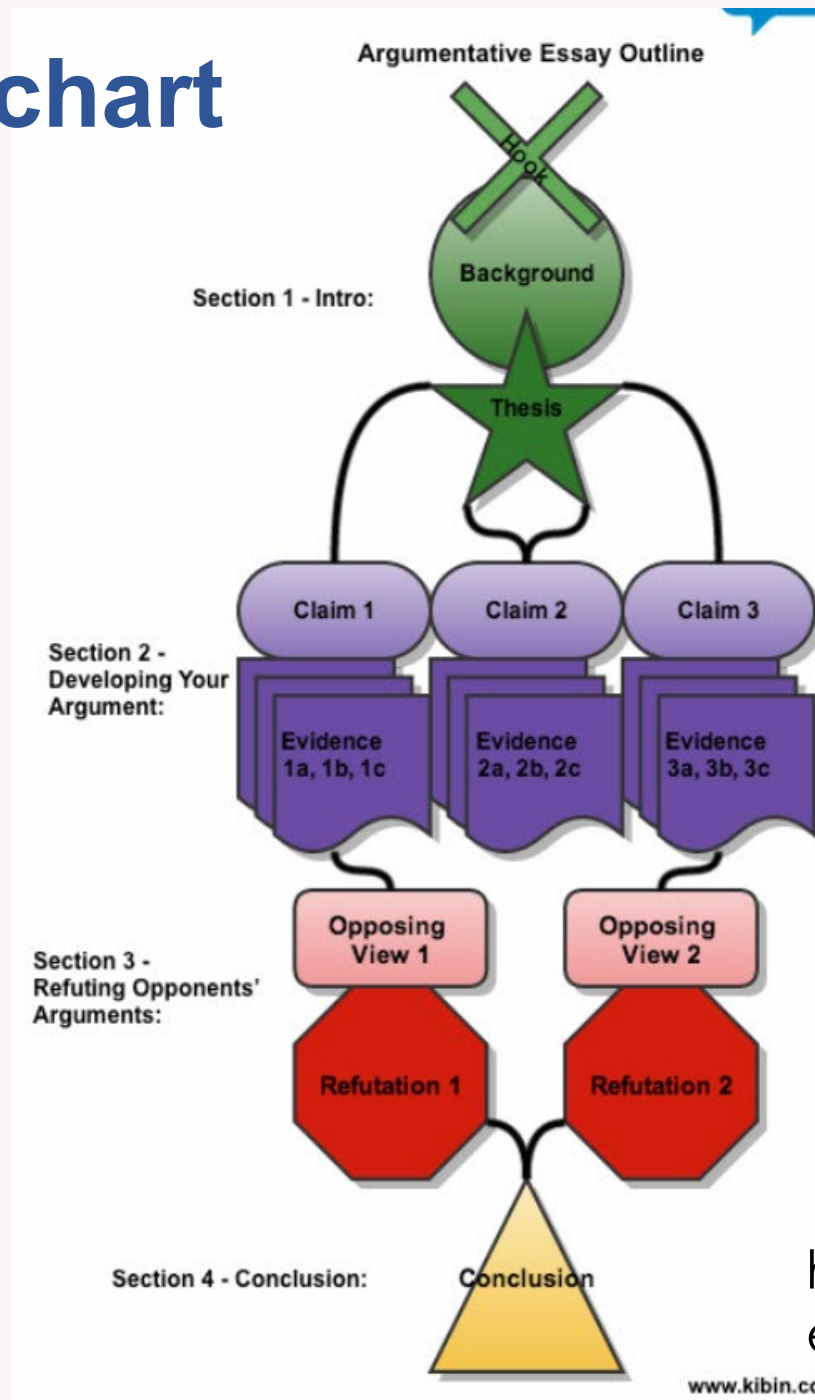
- What types of plans have you used?
 - Simple list
 - Series of relevant page numbers / topics
 - Mind map
 - Spider diagram
 - Flow chart
 - Post it on a whiteboard
 - Venn diagram
- Other – put in chat

Lists



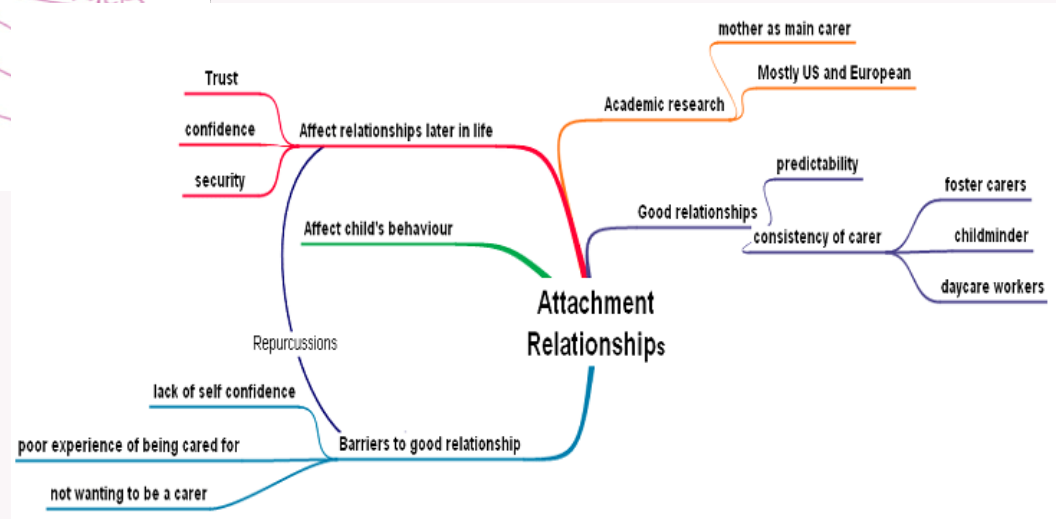
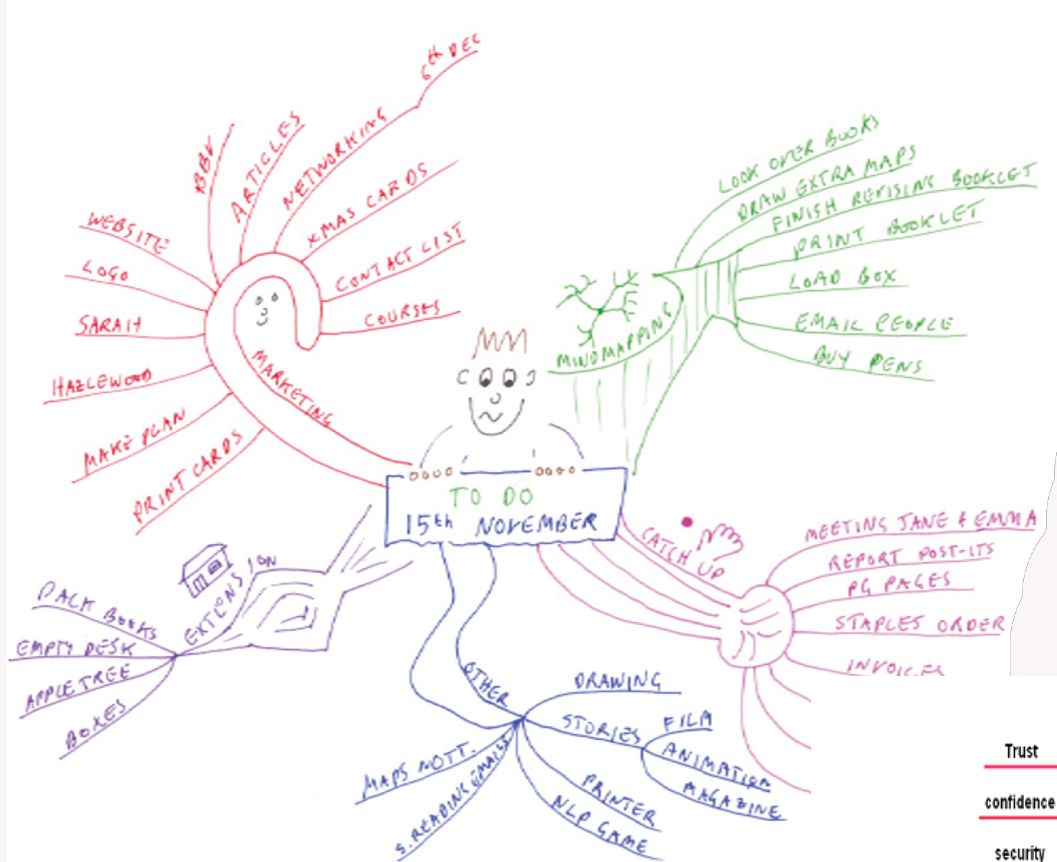
How mining in the Amazon is unsustainable and consideration of other uses of the forest that are sustainable.			
Section	Content	Location (Block 6)	Est word count
Introduction	<p>Give an overview of the structure of the essay. Define sustainability, ecosystem, Amazon basin and biodiversity.</p> <p>Why Amazon has such an important global role, it's a local and world issue. . Global warming, climate regulation, medicines, food production, links to carbon and water cycles health of local population.</p>	glossary	120 (10% of word limit)
Paragraph 1	<p>What types of mining take place – gold, aluminium and iron</p> <p>Direct damage that these do and why they are unsustainable – denude ground, mercury, water systems no recovery.</p>	P147-153	140

Flow chart

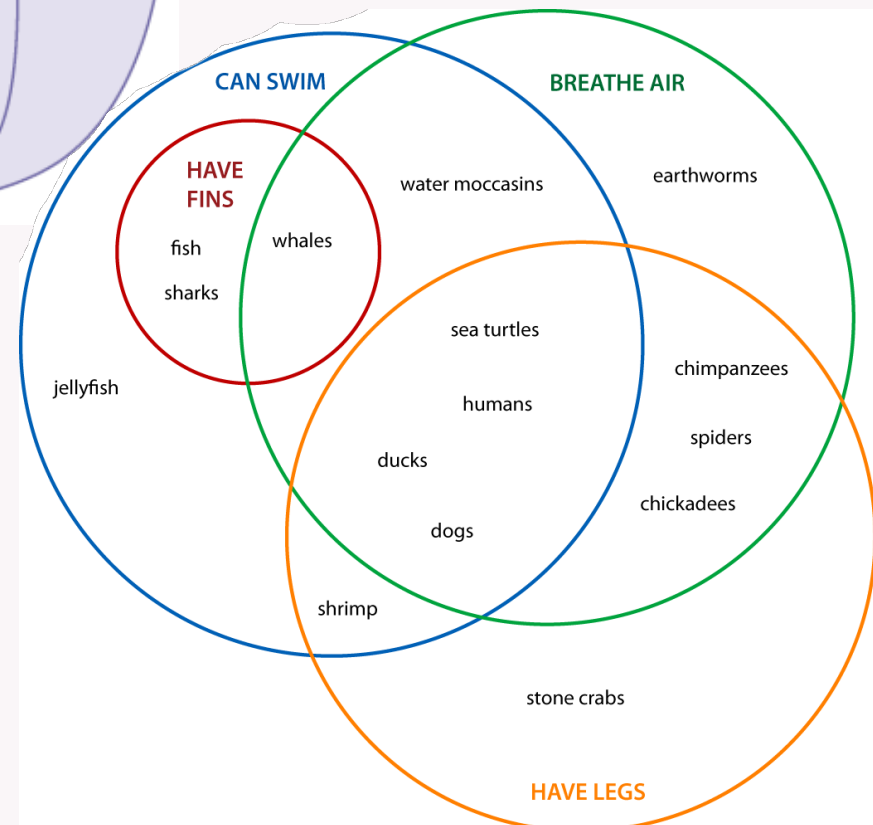
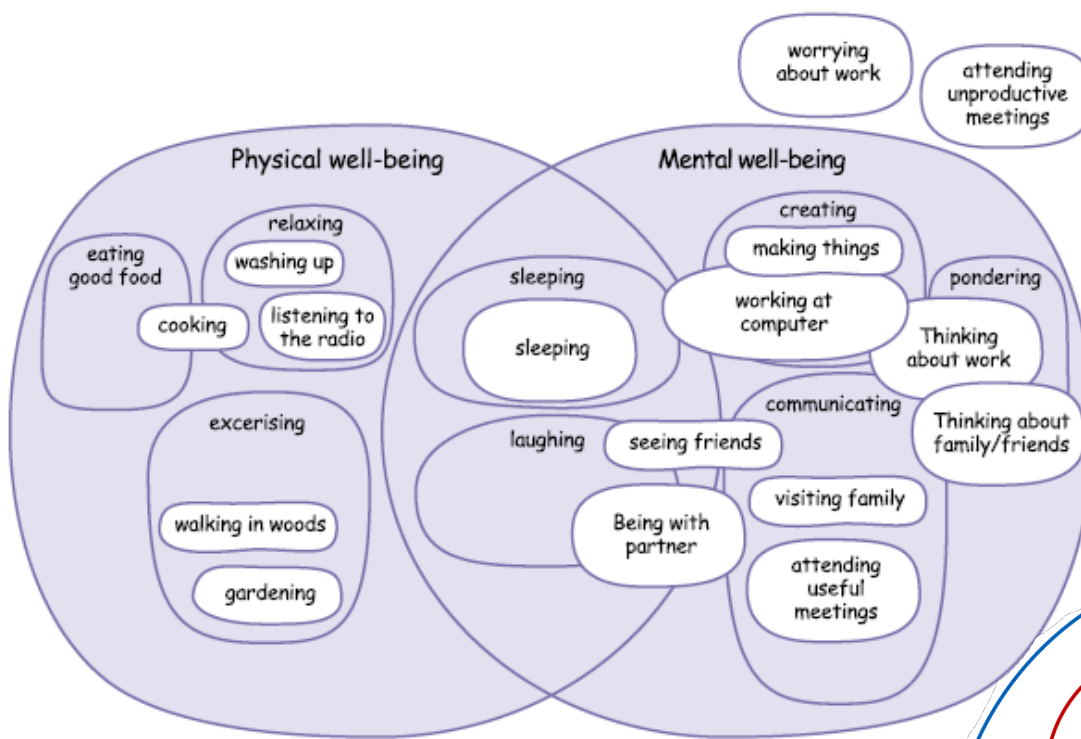


<https://www.kibin.com/essay-writing-blog/>

Mindmaps



Bubble and Venn diagrams



Poll

- Which type of diagram are you going to try out and why?

Your thoughts

- There will be 2 specific questions in chat pods for you to explore some of the elements we have discussed further.
- *I AM SUCCESSFUL WHEN PLANNING WHEN I....*
- *THINGS I'M GOING TO EXPLORE WHEN PLANNING MY ESSAYS.....*
- You are welcome to add your thoughts and we will then pick up some of the themes and talk through them.
- Chat does have names on but the recording will be anonymised so you will appear as 'user number'

Take home message

- Take time to plan
- Read and analyse the question before reading the course material
- Experiment with different ways of planning
- You may need different plans for separate stages

Feedback please

Please use the following link to provide feedback to help the studenthublive team to continue to improve what we do

<https://forms.office.com/e/2HrbQtbwgB>



- 11th Oct 11am Developing your essay planning
- 12th Oct 7pm Improve your academic writing
- 18th Oct 11am Introduction to Essay writing
- 25th Oct 11am Mastering essay planning
- 1st Nov 11am Developing your essay writing
- 8th Nov 11 am Mastering essay writing
- 15th Nov 7pm Creative Problem Solving
- 22nd Nov 7pm Power reading
- 29th Nov 7pm Memory and Learning

5th Oct 11am Social media and your FBL degree

10th Oct 11am Academic conduct Explained

Details and booking information from

<http://studenthublive.open.ac.uk/>

Send us feedback at studenthub@open.ac.uk