

Pre session polls

What level of study are you?

- Access
- Level 1
- Level 2
- Level 3
- Postgraduate

What would you consider is your main area of study?


- Arts
- Languages (English & other)
- Social sciences
- Business and law
- Science
- Engineering or technology
- Maths
- Health sciences
- Education
- Sports
- OTHER

Have you been to any student hub live online events before?

- No (I'm brand new!)
- No (but have listened to one or more recordings)
- No (watched livestream freshers session)
- Yes any online workshops

What are student hub live online sessions?

- All student hub live sessions are non modular and focus on skills relevant to study at university level
- Polls are anonymous to other participants but the chat box will have your logged in name associated with your comments
- All online sessions are recorded and available to view on catch up on a public facing website. *Small group discussions are not recorded.*
- Slides are available to download during the session (*not accessible on mobile devices*) and from <http://studenthublive.open.ac.uk/>.



Initial polls

What is your main reason for coming along to this session?

Are you currently...? (please choose the one that is closest)

- Brand new to OU study
- Have done at least one previous OU module (in last few years)
- Have done at least one previous OU module (many years ago)

If you are on a mobile device you will need to tap into the poll option



(remember to come back to the main slides when you are done)



student hub live is the OU's live online interactive platform to support academic community



Isabella Henman is an essay writing aficionado and skills trainer and has been the main student hub live online speaker since 2017. She tutors in science and health sciences at Access to level 2.



Rob Moore works on a range of under-graduate and post-graduate modules for the Open University Business School. Rob's passion is in making live online sessions fun and effective.

How do I study at the OU? Introduction to what's what

This was our advert...

This workshop introduces you to study at the OU. You'll get an idea about how students learn at the OU; we'll show you around a virtual learning environment and highlight the important online resources you will need. We will also show you how to use forums to connect with your tutor group and other students, and explain briefly how to submit and receive your assignments. The study calendar is a helpful way to plan your work each week, and in small groups we will talk about how to use the materials available on your module to fit your study into your week. As well as becoming familiar with the systems and processes you will need as an OU student, this session will be useful to meet other people who are also studying.

Workshop

- This is going to be a structured workshop covering some of the basics about how to study at the OU
- We'll give some tutor advice about strategies for ensuring you look at the right things early on and have yourself a useful plan
- There is a lot of interaction so please be ready to answer polls (questions) or add to chat pod during the session
- Note due to the size of the session there are no microphones available to participants
- You'll also get the chance to discuss things with others in a small group (dependent on numbers)

Session purpose

Is for:

- Covering general study information
- Give some guidance about focusing on main themes about how to study with the OU
- Provide a space to share ideas and connect with other students

Is not for:

- Telling you what you HAVE to do
- Providing any module specific advice

Please be aware

- These sessions are large scale
- They are very busy
- There is lots of interaction
- They are not the same as other tutorials
- You can maximise slides on your own screen by clicking the icon



Don't worry!

- Most participants here today are new. You don't have to know all the answers already, the idea is to help you start thinking carefully about some key points
- No one will force you to answer any of the questions we pose but they are a great chance to add thoughts and we pick up on some to help everyone
- The slides are available to download and the session is recorded, but you can take any notes you want to help you

First thoughts

Please use the short answer poll provided to say one thing that excites you about studying with the OU

If you are on a mobile device you will need to tap into the poll option



(remember to come back to the main slides when you are done)



First things first



- Not in Kansas anymore...
- Aka you are in University

What do you think this means?

- Please suggest some things that might be different about studying at university compared to school / college

Our ideas

- You will be treated as adult learners
- This means whilst you will get plenty of support it is your choice whether to study, no one will force you
- There is no such thing as a detention 😊
- Depending on the level you are studying at, things can be hard!

So what does OU mean?

- It is the OPEN University
- This means that most modules are open to anyone, regardless of previous experience, who they are, what they are and where they are
- This also means that you as students have carefully read through what is required for your module and have made a considered decision about whether you can do it
- <http://www2.open.ac.uk/students/charter> covers useful information about the student commitment

What makes the OU special?

- Flexibility to study alongside other commitments
- Opportunity to learn something that has always interested you
- Chance to develop yourself and learn new employability skills
- No need to move to a new location to 'go to university'

TLA

The OU has lots and lots of 3 word abbreviations and you'll get used to them. Please use the poll pod to say some you have come across so far

- Common ones may be TMA, EMA, eTMA, iCMA, SST, DA, SHL

You'll get used to them so welcome to the club 😊

Key places

- Studenthome
- Your module website
- Qualifications website
- Library
- Careers and Employability Service

Studenthome



Welcome name

Profile +

Tools +

Services +

Links +

Personal links +

Your qualification name here

Supporting you through your qualification study journey +

- ▶ View your study record
- ▶ Your tutorials and study events
- ▶ Student Support Team

Your module name here +

Thinking about what to study next?

You'll find the information and advice you need on your [next module page](#).

Qualifications +

How do I?

- ▶ Prepare for exams?
- ▶ Get help studying with a disability?
- ▶ Get an official record of my studies?
- ▶ Change my password?

news for all students is here

Module website



Your name (PI Number) | Sign out | Contact the OU | Accessibility | Search the OU

StudentHome | Profile | Study | Library | Careers | Community | Help Centre

Assessment | Tutorials | Forums | Resources | News | Help ? | Search

module code

module title

0% ?

Current weeks

All weeks

EXPAND ALL

WEEK

0

Module preparation

26 September – 2 October

0 of 3 completed




The study planner and planning

Block 2 Unit 3





3.1 Introduction


3.2 Planning your study

3.3 What is work? 

3.4 Working with data 

3.5 Businesses and organisations 

3.6 Thinking about happiness at work 

3.7 Working on your TMA 

3.8 Check your understanding

References

Acknowledgements

3.2 Planning your study

This section should take about 15 minutes to study


Table 3.1 provides the breakdown of timings for this week's study.

Table 3.1 Study timings for Unit 3

Section	Duration	When	Where
3.3 What is work?	1 hour	<input type="text"/>	<input type="text"/>
3.4 Working with data	1 hour 45 minutes	<input type="text"/>	<input type="text"/>
3.5 Businesses and organisations	2 hours 30 minutes	<input type="text"/>	<input type="text"/>
3.6 Thinking about happiness at work	2 hours 15 minutes	<input type="text"/>	<input type="text"/>
3.7 Working on your TMA	1 hour	<input type="text"/>	<input type="text"/>
3.8 Check your understanding	30 minutes	<input type="text"/>	<input type="text"/>

Activities

Activity 3.2 What does work mean to you?

 This activity should take about 20 minutes

This activity has two tasks

Task 1

Make notes in the text boxes or, if you prefer, in your learning notebook, in answer to the following questions. You only need to write a few words or a sentence for each answer but do spend a couple of minutes thinking about and reflecting on your answers. You don't need to worry about making your answer perfect; this is just a chance to think about your own views.

- What does 'work' mean to you?

Save

Reset

- What 'work' do you do now, or have you done in the past?

Save

Reset

Forums

- Depending on the module there may be a welcome forum, topic forums, cluster forum and tutor group forum
- Please look very carefully at any instructions about where to post messages
- New messages in any forum can be seen in recent activity (module website > right hand side > scroll down)
- Subscribe to discussions that are relevant
- Search for discussions



How do you feel about assessment?

- What is the first thing you think of when you see the word assessment? Please use the polling pod provided to add your one or a few word reaction

Don't worry!

- Assessment is not designed to upset you or stress you out.
- It has a purpose to help you achieve your learning goals

Why does assessment exist?

- Assessment exists to allow you to know whether you are learning what you need to, and whether the module is delivering what it says it will.
- Think about it as a checklist of achievement
- It's all very well saying you know something but this way you can prove it
- Likewise you know where you need to focus efforts moving forward

Assessment

- Most assignments (called tutor marked assignments – TMAs) are submitted electronically
- There is a dedicated system called the eTMA system where you upload your completed work. Your tutor will then collect after the deadline and return the marked work, through the same system within 10 working days after the deadline



[TMA/EMA service >](#)

TMA's

TMA stands for tutor marked assignment as it is the work that you are doing (assignment) that goes to your tutor through the electronic TMA system and enables them to provide feedback which you then read and act upon. *Remember to read the feedback and act upon it!!*

You will very likely find that TMA's will get gradually more complex as you progress through the module – don't worry about this it is totally normal – you will be building and growing so gaining more understanding.

eTMA system

The eTMA system is accessible through your module assessment page

Do take the chance to submit a TMA00 (dummy TMA) according to module requirements so you can get used to how the system works.



TMA/EMA service >

Degree classification

- Note that the OU uses a system called pass level 1, 2, 3 and 4 which equate to 1st, 2:1, 2:2 and 3rd respectively
- Level 1 does not normally count towards your degree classification overall. This means the marks you get won't affect the final 1st / 2:1 etc grading.
- However students who do well at level 1 have shown they have gained the skills and can apply them so it is always better to start out as you mean to go on.

Important things!

- There will be some deadlines so you are going to have to plan to meet them
- Note down any deadlines as soon as you start
- If available print out the study calendar and stick on the wall or add key dates to your existing calendars
- The student assessment handbook is at <https://help.open.ac.uk/documents/policies/assessment-handbook> and covers policies
- We'll cover more on time management in the next session

Useful services option



Services



- ▶ Help Centre
- ▶ Services for disabled students
- ▶ Careers and Employability Services
- ▶ Library Services
- ▶ Computing Guide
- ▶ OU System Status

Discussion activity

- Discuss as a group things that you are looking forward to this year, and if there is anything that concerns you at all
- Please bring back a few points that you can share with the rest of the group
- We can then try and discuss some of the common points
- You do not have to speak on mic if you don't want to but please do interact with your group using the chat option

Useful points for breakouts

- We suggest you use the first couple of minutes to introduce yourselves and get used to the room. Choose a volunteer to keep the discussion on track and feed back to the main room
- If you want to speak you will need to activate your microphone *once in the room and you see the option available*



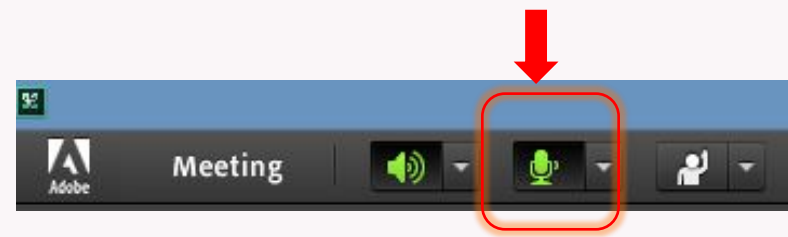
- Breakout groups work best if people engage and contribute and discuss
- There will be ~10 minutes for the breakouts overall – we'll send regular reminders to let you know how long you have got left

*Remember to check the number of the room you are in (shows at top of chat pod as “chat x **BREAKOUT** y”) in case of connection issues and for bringing back information.*



Breakout activity

- Discuss as a group things that you are looking forward to this year, and if there is anything that concerns you at all
- Please bring back a few points that you can share with the rest of the group
- We can then try and discuss some of the common points



This session is currently in breakouts (small groups).

If you are part of this group and have had connection issues please let us know your room number in the chat box

If you are only just arriving in this room then unfortunately you have missed the main session. Please log back out and watch the recording which will be available later today

So....

- What can people share from their sessions?
Please use either the chat pod or the anonymous short answer polling pod
- We'll try and answer some common questions

Alternative discussion activity

- There will be 2 specific questions in chat pods for you to explore some of the elements we have discussed further.
- *The things I am looking forward to most this year are....*
- *The things I am not quite sure about are...*
- You are welcome to add your thoughts and we will then pick up some of the themes and talk through them.
- Chat does have names on but the recording will be anonymised so you will appear as 'user number'

Take home message

- Studying at the OU offers flexibility to study around other commitments although there are fixed deadlines and other set events that need to be scheduled into a diary / calendar
- As an adult learner you will need to take responsibility for your own learning, but have access to lots of support and advice

Final polls

What do you feel is the main thing you will take away from this session?

What are you going to do as a result of this session?

Which of the following elements of this session did you find useful?

- Tutor led explanation
- Opportunity to chat in text chat box
- Opportunity to suggest ideas in polls
- Opportunity to read ideas suggested in polls
- Breakout room or alternative (discussion with / learning from other students)
- Breakout activity or alternative (reflecting on the concepts in more detail)
- The chance to reflect more deeply on own experiences / skills



Freshers OU essentials Saturday 3rd Oct

12:00 The OU essentials: Managing my time effectively

14:00 The OU essentials: Academic writing

13th Oct 7pm Effective academic communication

21st Oct 11am / 8pm Academic writing skills

10th Nov 12 / 7pm Essay planning

17th Nov 7pm Essay writing

Details and booking information from
<http://studenthublive.open.ac.uk/>

Past student hub live online study skills sessions [here](#)

Visit us at <http://studenthublive.open.ac.uk/> and subscribe for events as they are announced. Send us feedback at studenthub@open.ac.uk

