

# Interpreting and using facts

# Session description



- Write in your own words; Use the module content; Back up your assertions; – do you read these and want to scream, 'HOW?'. Well in this Student Hub Live session, we are going to look at some of those 'hows'. Knowing what to identify, which bits will be more persuasive, and how to convince your reader that you know you're talking about.

# What are AC live sessions?



- Studenthublive is non modular and focuses on study skills relevant to higher education
- SHL AC live sessions are a hybrid between our live broadcasts and our interactive adobe connect workshops
- They involve guest discussion and then application of ideas
- All events are always advertised on our website along with studenthome news, social media channels and careers sources
- All events are bookable; workshops do fill up as they are popular

# Online room basics



- Polls are anonymous to other participants but the chat box will have your logged in name associated with your comments during the live session.
- All online sessions are recorded and available to view on catch up on a public facing website.
- Slides are available to download during the session and from <https://studenthublive.open.ac.uk/content/interpreting-and-using-ideas-and-facts-18-april-2024> .

## Please be aware



- These sessions are large scale
- They are very busy
- There is lots of interaction
- They are not the same as other tutorials
- You can maximise slides on your own screen by clicking the icon
- You can also feel free to ignore the chat if it is too distracting for you personally



# Inclusivity



- We welcome all students at our sessions.
- Please do be aware that they can be very busy and some students may struggle with the non-scripted nature.
- Slides are available to download within the live session and from the event page on the studenthublive website at xxx to follow along or prepare for what will come up.

# Please




- Do NOT share any personal information in the chat pod during the session.
- On the recording names will be anonymised to user number.
- However, if you type anyone's full name or any other personal information in the chat pod it can be seen by everybody and it would also show up on the recording so we would not be able to make the recording available after the session.

# What do you want to learn?



Using the short answer poll provided please say what you are hoping to learn from today's session

(If you are on a mobile device remember you need to tap into the polling option)



To come back to these slides after completing a poll click on the share pod slides icon





# Today's session format



- This is going to be a structured session in which I (Isabella) will talk to my guest (Nicola) about some of the key ideas about interpreting and using facts within your assessment.
- We will discuss suggestions and gives some ideas to consider
- There will be dedicated interactivity points to discuss what this means to you (through chat or polls)
- Heidi will be answering questions in the chat and pulling together themes as needed

# Introductory word cloud



- Using the option to type in where it says enter word here say **How do you feel about writing in your own words?**
- Note that suggestions need to be a single word rather than a phrase / multiple words, if you press the space or enter button your first word will go through (so it won't make sense if that one word is not the whole answer).
- A word cloud is built up with common answers being larger so we can see if there are patterns

Enter word here

# My guest Nicola



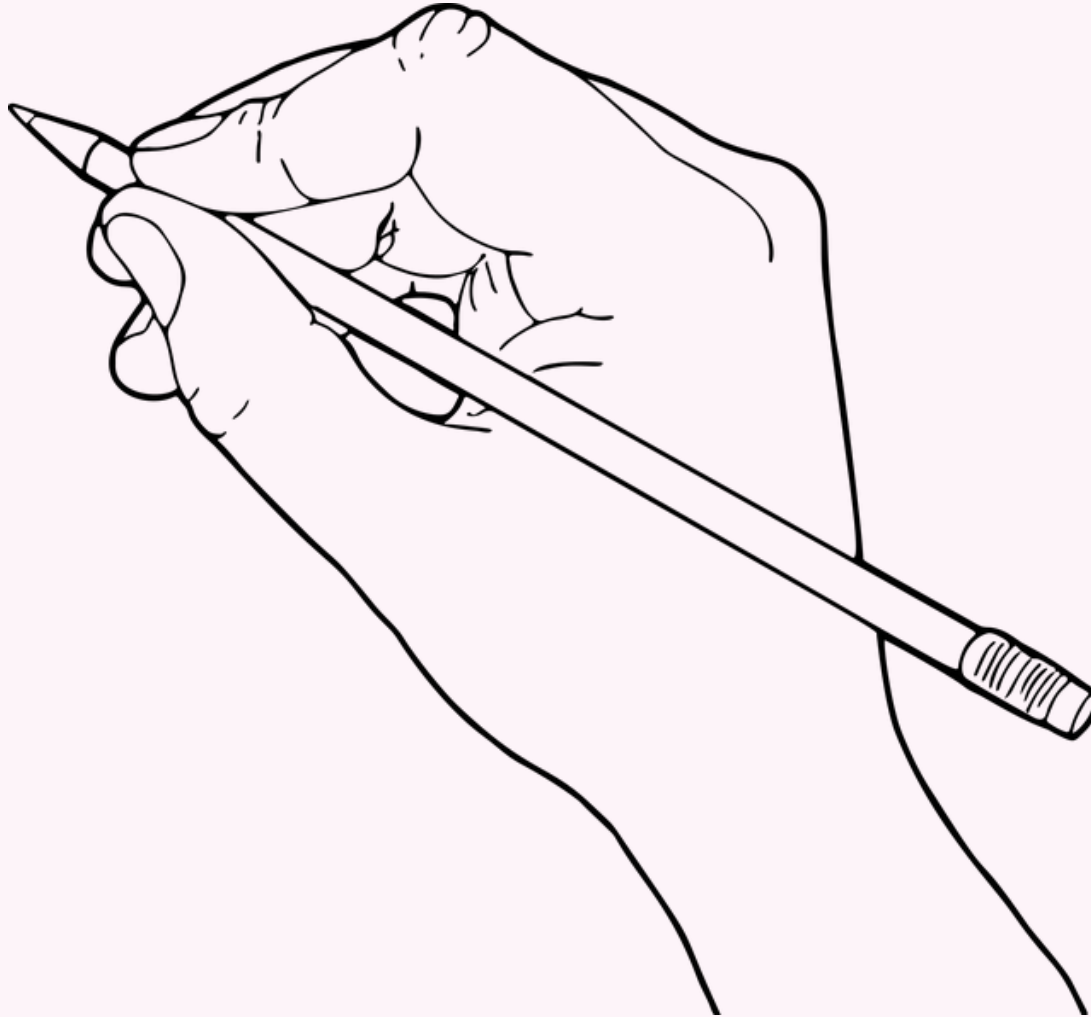
- Nicola is an associate lecturer in STEM (SK299 and S290). Before her OU role she worked in FE teaching on Access to Nursing/Midwifery/Allied Health Professions as well as teaching on an Extended Degree in Nursing.

# How 1



- How do you know if you understand?


# Can I draw it?



# Does it fit together?



# Can I explain it?



# Poll 1



- Nicola has explained that she uses an image to make the links and help her understand-  
What method do you use to make sure you understand material?
- Please use the short answer poll to give your ideas and we will pick out some themes



## How 2

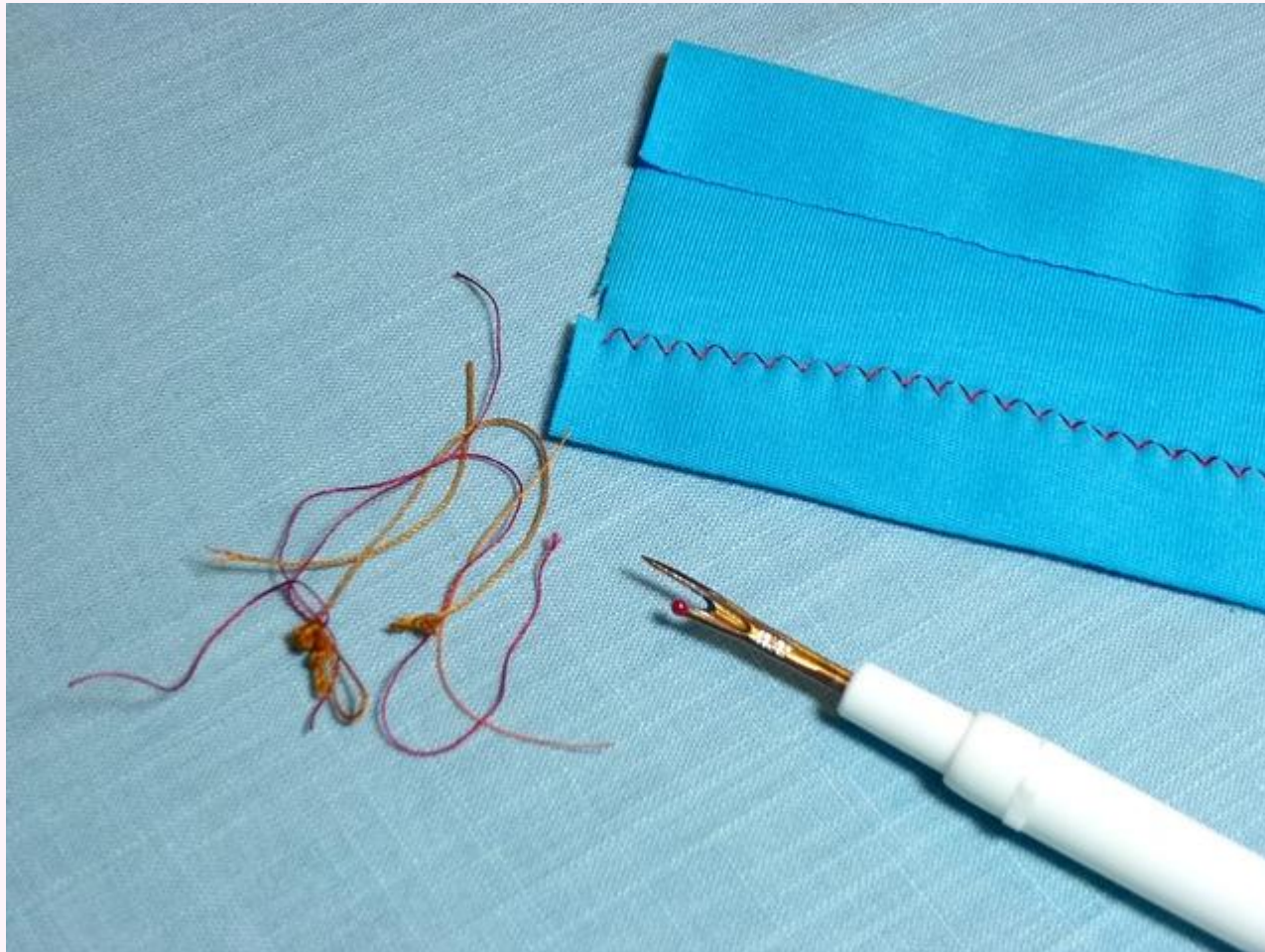


- How do you know what information you will need to look for you to answer a question?

# Check the question



# Re-phrase or unpick it



# Process words



These are the instructions that tell you what you need to do:

- Describe
- Explain
- Critically analyse
- List

We strongly recommend the studenthome > study skills resources here -

<https://help.open.ac.uk/understanding-the-question>

# Search for and use information

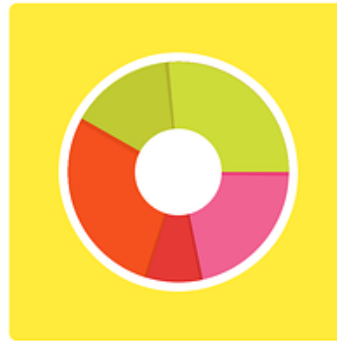


Help ?

Search SK299-23J



# What skills are needed?



## How 3



- How do you know how to use module content?



# Build the jigsaw





# Use LO and summaries



## 2 Learning outcomes



By the time you have completed SK298, you will have encountered opportunities to develop and demonstrate the following module learning outcomes. They are grouped into four categories to help you see what kinds of knowledge and skills are involved:

**Knowledge and Understanding**

## Final word and summary


In this topic, you have learnt that

## Poll 2



- What information do you make use of when completing assessment to know what to look for?
- Please use the short answer poll to make your suggestions of these ideas

# Build your own links



## Poll 3



- Your friends asks you to make a celebration cake-what do you need to know to be have to do this?
- Please use the short answer poll to make your suggestions of these ideas

## How 4




- How do you back up assertions?

# Find evidence



# Identify facts



# Quality evidence

quality of  
evidence

=

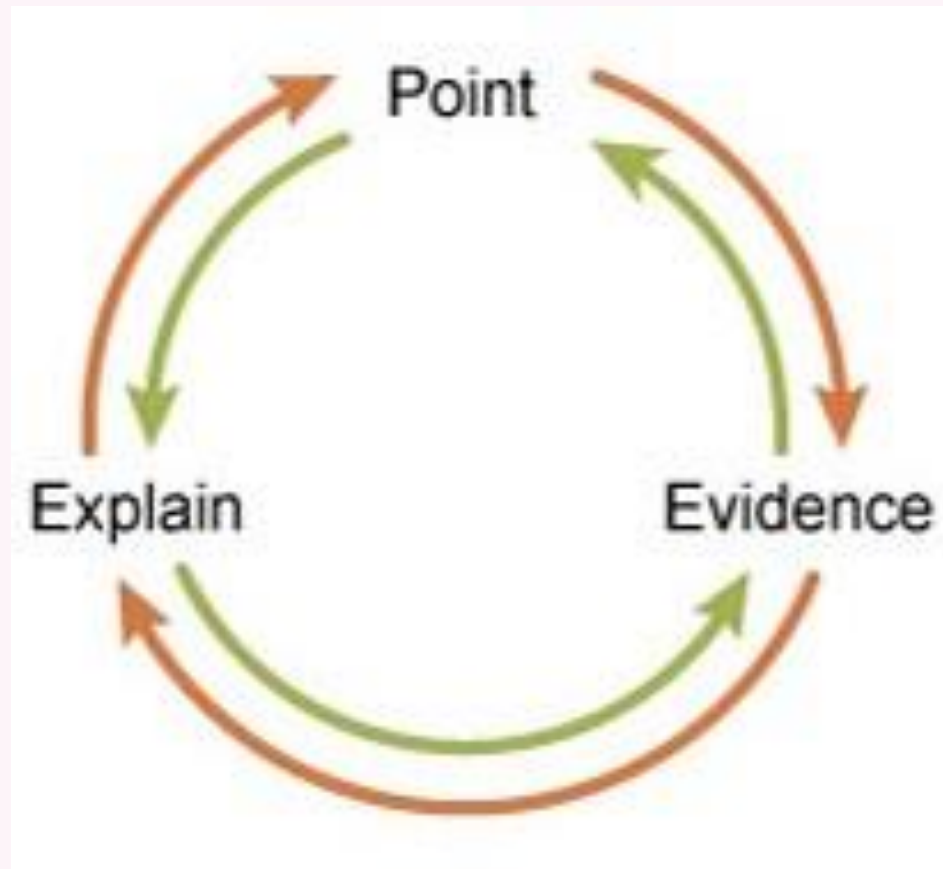
quality of  
data

+

quality of  
interpretation



# PEE



## Poll 4



- Backing up assertions involves using facts as evidence. What is your top tip about how to identify effective facts for evidence?
- Please share using the short answer poll available.

## How 5



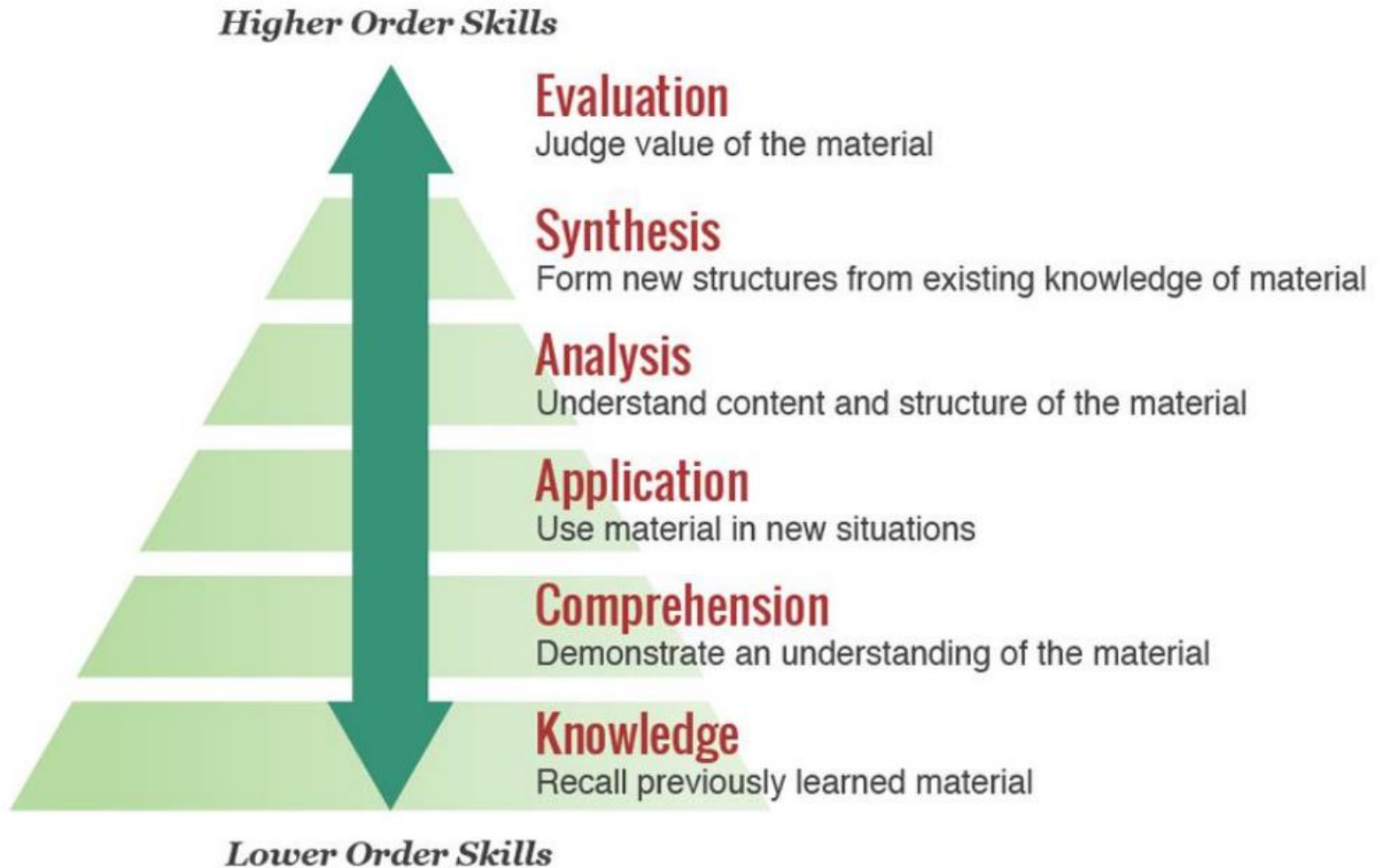
- How can you be objective rather than subjective?

## Poll 5



- Persuading somebody can be very emotive but can also be factual. How could you persuade someone using evidence that your favour cake should be their favour take ?
- Please share your ideas using the short answer poll available. Don't worry if you are not sure but hopefully we'll get some ideas to work with 😊

# Build understanding



# Final questions



- Are there any further general questions or suggestions you have about interpreting and using facts?
- Please use either the chat or short answer poll pod and we will do my best to address what we can although we can't answer everything (or module specific queries).

# Take home message



- You need to understand facts to begin with
- You can then build on them to what the purpose is that you will be using them
- Look at the context and look for the clues and guidelines

# Feedback



Please complete the feedback form that is available at

<https://forms.office.com/e/22ydVupYJX>

This is immensely valuable to provide information on how studenthublive is beneficial to students as well as to help us plan our future programme

(Please remember that as studenthublive is non modular we cannot provide subject based sessions- sorry!)



# Upcoming events



- 23 Apr 11am Tackling procrastination successfully
- 2 May 11am Preparing for and producing your best EMA
- 9 May 11am Power reading
- 14 May 11am End of module assessments and exams
- 16 May 11am Get well prepared for your final exam

For more information on all past and upcoming events, go to <http://studenthublive.open.ac.uk/>