

Student Hub Live people



Margaret Greenhall is a study skills specialist. She has taught thousands of people about their memory. She tutors on science level 1 and 2 courses. She is also an OU student of geology. Her hobbies are baking, rowing and Lego.



Amanda Smith has been an OU Law School tutor at levels 1, 2 and 3 since 2009. During that time, she has discovered the pleasures and pitfalls of being an OU student by studying for an MA in Online and Distance Education, worked as an Educational Advisor, written tutorial, skills, and research materials.

In her (very little) spare time she can be found walking the hills, tending her garden, travelling Italy, ballroom dancing and knitting to keep warm!

Workshop

- This is going to be a structured workshop to help you get thinking your essay writing skills
- There is a lot of interaction so please be ready to answer polls (questions) or add to chat pod during the session
- You'll get the chance to discuss further and ask additional questions at the end

Session purpose

- **Is for:**
- Covering some ideas on essay writing
- Give some guidance about ways to improve your essays
- Provide a space to share ideas and connect with other students
- **Is not for:**
- Telling you what you HAVE to do
- Providing module specific advice

Inclusivity

- We welcome all students at our workshops. Please do be aware that they can be very busy and some students may struggle with the non scripted nature. Slides are available to download within the live session and from the event page on the [studenthublive](https://studenthublive.com) website to follow along or prepare for what will come up.

Please be aware

- These sessions are large scale
- They are very busy
- There is lots of interaction
- They are not the same as other tutorials
- You can maximise slides on your own screen by clicking the icon



Please

- Do NOT share any personal information in the chat pod during the session
- On the recording names will be anonymised to user number
- However if you type anyone's full name or any other personal information in the chat pod it can be seen by everybody and it would also show up on the recording

Developing your Essay Writing

A red capital letter 'R' is centered within a white circle that has a thin blue border.

R

This was our advert...



- In the first session on essay writing, we looked at the basic structure of a good essay. In this one we will consider the skills needed to help you write excellent essays. What do tutors expect and look for in a first-rate essay and how do you achieve that?
- We break down the essay into its component parts and consider the content and structure expected in each of them. There will be an interactive section where we look at what could go wrong, so you can build strategies to avoid common mistakes.
- One stage that makes the difference between a good and a top-notch essay is taking the time to edit and check what you have written. Editing is a crucial part of the writing process and we'll discuss when and how to do it, so you can make your essay memorable for the right reasons.

Poll

- What was the best writing you've done?
- Why?

Poll

- What advice would you give to improve writing skills?

Beginners Essay Writing recap

- Essay writing is a staged process
- Most of the work is hidden
- Take it one step at a time
- The final order doesn't have to be the order you write
- Do something – procrastination is a route to poor marks

Essay writing stages

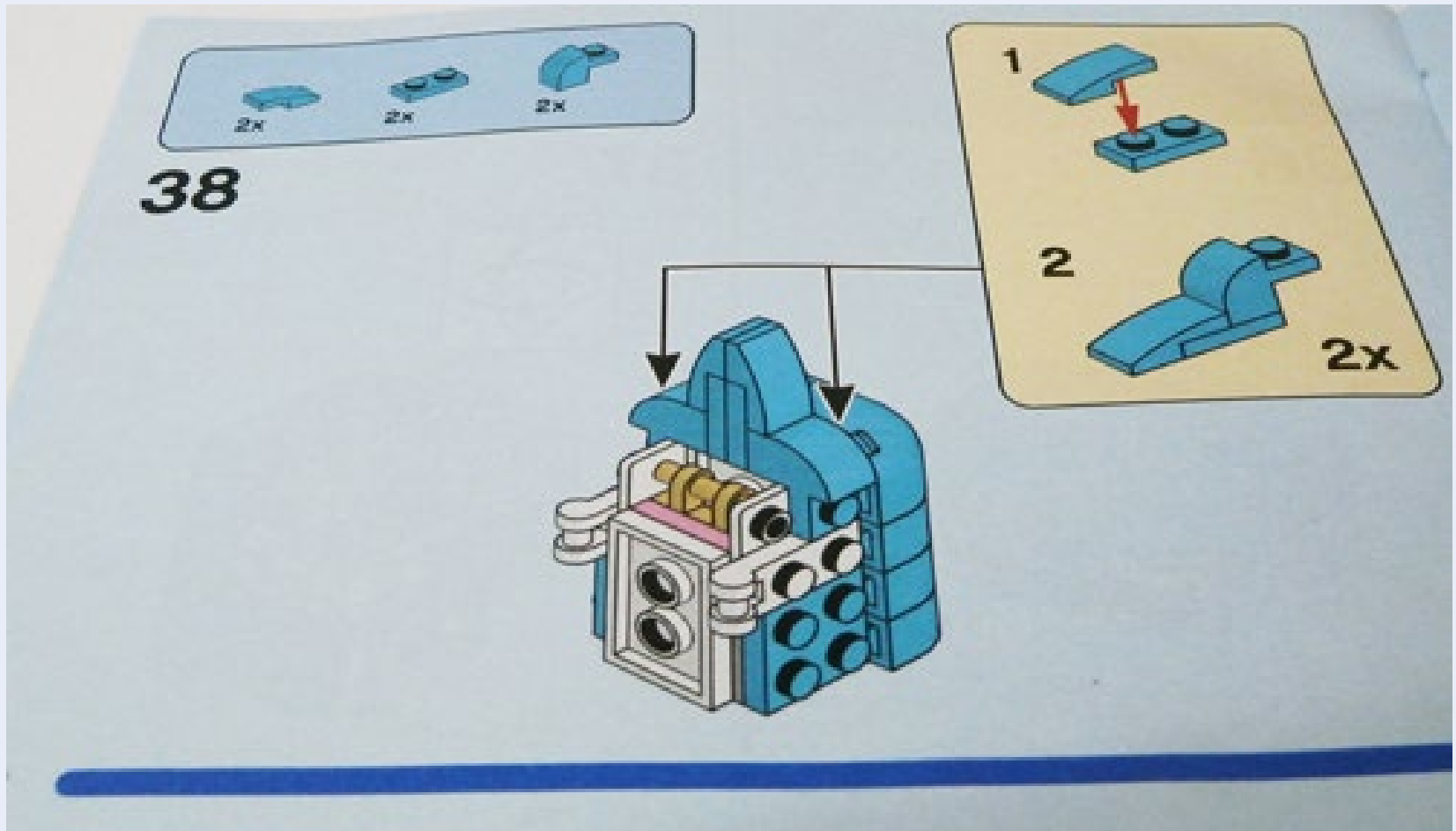


- Plan time
- Analyse question – process/topic/criteria
- Plan research
- Research
- Return to question
- List of points
- Plan – evaluate, prioritise
- Write draft – no one else will see it yet
- Order of writing doesn't have to be order of reading
- Edit – does it answer the question
- Check – Flow, proofread

Building an excellent essay



Plan



Excellent essays

Poll – If you were a tutor what would you be looking for in an excellent essay?

Memory

Poll: What helps you remember something you read?

We remember best:

- When we've been active
- Beginnings
- Ends
- Interesting parts
- Bits that are different
- Things that we can relate to

Introduction structure idea



- Hook
 - **Headline:** How would you get someone else to read your essay in the first line?
- Context
 - **Define terms** in the question and background information
- Map
 - **A tourist guide** to your essay
- Thesis
 - **What are you going to test**, it must relate to the original question- main argument

Conclusion

- Finale point
- Main supporting points
- Link to thesis
- Link to question
- No new material
- **What do you want your audience to remember?**

Your essay

Poll: What would you do to make your essay special?

Using PEEEL to write paragraphs

- PEEEL
 - Point – make it in first sentence
 - Evidence – support it with facts
 - Explain – why the evidence is supportive and why is it relevant
 - (Evaluate your point)
 - (Link – link the paragraph to the next section and/or question gives flow to essay)

Point

Poll – How do/would you decide on your point for each paragraph?

Point

- Does it help tell the story?
- Does it connect to the other points?
- If it wasn't there would the essay be any worse?
- Do I have evidence to back it up?
- Is it in the right place?
- Would someone who hadn't read the source understand why it's in the essay?
- **Does it help answer the question?**

Evidence

Poll: How do you choose your evidence?

Evaluating sources - PROMPT

- Presentation
- Relevance
- Objectivity
- Method
- Provenance
- Timeliness
- <https://www.open.ac.uk/library/help-and-support/advanced-evaluation-using-prompt>

PROMPT

- Presentation – poorly presented work can be very valid. Equally a beautiful presentation doesn't mean the information is good.
- Relevance – Is it relevant to your needs?
- Objectivity – What's the author's point of view – could there be bias



PROMPT

- Method – How were the results obtained?
Is the method rigorous?
Do the results match the method?
- Provenance – Who wrote/made it?
Is it peer viewed?
Which organisation was involved?
- Timeliness – When was it written?
Does that matter for your purpose?

Reference

- Extract your point
- In-text citation (Smith and Patel, 2017)
- End of essay reference, depends on type of source
- Find your exact version in your course materials
- Most use Harvard cite it right
- Smith, P. and Patel, K. (2017),
110 ways to make a brick dolphin,
Journal of Brick Ideas, 8(3) pp101-192
- <https://www.open.ac.uk/library/help-and-support/quick-guide-to-harvard-referencing-cite-them-right>

Building the essay



Game – Which mistake am I?



**Sneaky Snitch by Kevin MacLeod | <https://incompetech.com/>
Music promoted by <https://www.chosic.com/free-music/all/>
Creative Commons CC BY 3.0
<https://creativecommons.org/licenses/by/3.0/>**



Game – Which mistake am I?



Game – Which mistake am I?




Game – Which mistake am I?



Game – Which mistake am I?




Game – Which mistake am I?



Game – Which mistake am I?



Game – Which mistake am I?



Essay writing mistakes

- Not connecting the parts
- Losing focus on the question
- Stealing other people's solutions
- Using the right parts but building the wrong story
- Missing out main points
- Using too many sources that weren't included in your assignment brief
- Using the right points but building something that doesn't quite match the question

Editing

Poll: How do you edit your work?

Editing



- Leave it at least 24 hours after writing
- Make it a separate process to spell/grammar checking
- Get someone else to read it
- Read it aloud

Editing





- Does it help answer the question?
- Does it flow?
- Has each point got evidence and an explanation?
- Word count?
- If I was reading this what mark would I give it?

Discussion activity (poll)

- There will be 2 specific questions in chat pods for you to explore some of the elements we have discussed further
- ***Mistakes I'm going to avoid when writing my essay...***
- ***Things I'm going to do to write excellent essays...***
- You are welcome to add your thoughts and we will then pick up some of the themes and talk through them
- Chat does have names on but the recording will be anonymised so you will appear as 'user number'

Take home message

- Make your essay memorable for the right reasons
- Editing makes excellent essays
- Space out the stages
- Get someone else to read it



Feedback please

Please use the following link to provide feedback to help the studenthublive team to continue to improve what we do

<https://forms.office.com/e/T3Z2gn8n3J>

Selected upcoming events



- 27 Mar 11 am Q & A ask the student support team
- 01 Apr 11 am Memory and Learning
- 03 Apr 11 am Studying with disability complete your module successfully
- 09 Apr 11 am ND planning to complete your module successfully
- 23 Apr 11 am Tackling procrastination successfully
- 24 Apr 11 am Support and wellbeing for student carers
- 01 May 11 am Studying when English is not your first language
- 06 May 7 pm Learning from feedback
- 08 May 11 am Live – End of modules assessments and exams
- 13 May 11 am Producing your best EMA

For more information on all past and upcoming events, go to <http://studenthublive.open.ac.uk/>