

Pre session polls

What level of study are you?

- Access
- Level 1
- Level 2
- Level 3
- Postgraduate

What would you consider is your main area of study?


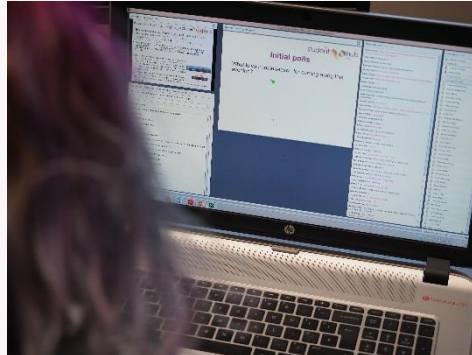

- Arts
- Languages (English & other)
- Social sciences
- Business and law
- Science
- Engineering or technology
- Maths
- Health sciences
- Education
- Sports
- OTHER

Have you been to any student hub live online events before?

- No (I'm brand new!)
- No (but have listened to one or more recording)
- Yes last year (any 2019)
- Yes other

What are student hub live online sessions?


- All student hub live sessions are non modular and focus on skills relevant to study at university level
- Polls are anonymous to other participants but the chat box will have your logged in name associated with your comments
- All online sessions are recorded and available to view on catch up on a public facing website. *Small group discussions are not recorded.*
- Slides are available at the end of the session and from the main website



student hub live is the OU's live online interactive platform to support academic community



Karen Foley is a lecturer at the OU, head of student hub live and chairs Y032. She also tutors in social sciences, psychology and science.



Isabella Henman is an essay writing aficionado and skills trainer. She tutors in science and health sciences at Access to level 2.

Initial polls

What is your main reason for coming along to this session?

Are you currently...? (please choose the one that is closest)

- Brand new to OU study
- Have done at least one previous OU module (in last few years)
- Have done at least one previous OU module (many years ago)

How do I study at the OU? Introduction to what's what

This was our advert...

This workshop introduces you to study at the OU. You'll get an idea about how students learn at the OU; we'll show you around a virtual learning environment and highlight the important online resources you will need. We will also show you how to use forums to connect with your tutor group and other students, and explain briefly how to submit and receive your assignments. The study calendar is a helpful way to plan your work each week, and in small groups we will talk about how to use the materials available on your module to fit your study into your week. As well as becoming familiar with the systems and processes you will need as an OU student, this session will be useful to meet other people who are also studying.

Workshop

- This is going to be a structured workshop covering some of the basics about how to study at the OU
- We'll give some tutor advice about strategies for ensuring you look at the right things early on and have yourself a useful plan
- There is a lot of interaction so please be ready to answer polls (questions) or add to chat pod during the session
- You'll also get the chance to discuss things with others in a small group

Session purpose

Is for:

- Covering general study information
- Give some guidance about focusing on main themes about how to study with the OU
- Provide a space to share ideas and connect with other students

Is not for:

- Telling you what you HAVE to do
- Providing any module specific advice

First thoughts

Please use the short answer poll provided to say one thing that excites you about studying with the OU

First things first

- Not in Kansas anymore...
- Aka you are in University



What do you think this means?

- Please suggest some things that might be different about studying at university compared to school / college

Our ideas

- You will be treated as adult learners
- This means whilst you will get plenty of support it is your choice whether to study, no one will force you
- There is no such thing as a detention 😊
- Depending on the level you are studying at, things can be hard!

So what does OU mean?

- It is the OPEN University
- This means that most modules are open to anyone, regardless of previous experience, who they are, what they are and where they are
- This also means that you as students have carefully read through what is required for your module and have made a considered decision about whether you can do it

What makes the OU special?

- Flexibility to study alongside other commitments
- Opportunity to learn something that has always interested you
- Chance to develop yourself and learn new employability skills
- No need to move to a new location to 'go to university'

Key places

- Studenthome
- Your module website
- Qualifications website
- Library
- Careers and Employability Service

Studenthome



Your name PI Number | Sign out | Mobile view | Contact the OU | Accessibility | Search the OU

StudentHome Profile Study Library Careers Community Help Centre

Welcome name

Profile +

Tools +

Services +

Links +

Personal links +

Your qualification name here

Supporting you through your qualification study journey +

- View your study record
- Your tutorials and study events
- Student Support Team

Your module name here +

Thinking about what to study next?

You'll find the information and advice you need on your [next module page](#).

Qualifications +

How do I?

- Prepare for exams?
- Get help studying with a disability?
- Get an official record of my studies?
- Change my password?

news for all students is here

Module website



50 YEARS

Your name (PI Number)

Sign out

Contact the OU

Accessibility

Search the OU



StudentHome

Profile

Study

Library

Careers

Community

Help Centre

SHL123

-20B H... ..

Assessment

Tutorials

Forums

Resources

News

Help ?

Search

SHL123

-20B



module
code

20B

module title

0%



Current weeks

All weeks

EXPAND ALL ▼

WEEK

1

Topic / subject to study

1-7 February

0 of 10

completed



The study planner and planning

Block 2 Unit 3



3.1 Introduction

3.2 Planning your study

3.3 What is work?



3.4 Working with data



3.5 Businesses and organisations



3.6 Thinking about happiness at work



3.7 Working on your TMA



3.8 Check your understanding

References

Acknowledgements

3.2 Planning your study



This section should take about 15 minutes to study


Table 3.1 provides the breakdown of timings for this week's study.

Table 3.1 Study timings for Unit 3

Section	Duration	When	Where
3.3 What is work?	1 hour	<input type="text"/>	<input type="text"/>
3.4 Working with data	1 hour 45 minutes	<input type="text"/>	<input type="text"/>
3.5 Businesses and organisations	2 hours 30 minutes	<input type="text"/>	<input type="text"/>
3.6 Thinking about happiness at work	2 hours 15 minutes	<input type="text"/>	<input type="text"/>
3.7 Working on your TMA	1 hour	<input type="text"/>	<input type="text"/>
3.8 Check your understanding	30 minutes	<input type="text"/>	<input type="text"/>

Activities

Activity 3.2 What does work mean to you?

 This activity should take about 20 minutes

This activity has two tasks

Task 1

Make notes in the text boxes or, if you prefer, in your learning notebook, in answer to the following questions. You only need to write a few words or a sentence for each answer but do spend a couple of minutes thinking about and reflecting on your answers. You don't need to worry about making your answer perfect; this is just a chance to think about your own views.

- What does 'work' mean to you?

Save

Reset

- What 'work' do you do now, or have you done in the past?

Save

Reset

Forums

- Depending on the module there may be a welcome forum, topic forums, cluster forum and tutor group forum
- Please look very carefully at any instructions about where to post messages
- New messages in any forum can be seen in recent activity (module website > right hand side > scroll down)
- Subscribe to discussions that are relevant
- Search for discussions



How do you feel about assessment?

- What is the first thing you think of when you see the word assessment? Please use the polling pod provided to add your one or a few word reaction

Don't worry!

- Assessment is not designed to upset you or stress you out.
- It has a purpose to help you achieve your learning goals

TMA

Can anyone remember what TMA stands for?
Select the correct one from the options in the
polling pod:

- Tutorial marking assignment
- Tutorial marking assessment
- Tutor marked assignment
- Tutor marked assessment
- Tutorial marked assignment
- Tutorial marked assessment

Assessment

- Most assignments (called tutor marked assignments – TMAs) are submitted electronically
- There is a dedicated system called the eTMA system where you upload your completed work. Your tutor will then collect after the deadline and return the marked work, through the same system within 10 working days after the deadline



[TMA/EMA service >](#)

Why does assessment exist?

- Assessment exists to allow you to know whether you are learning what you need to, and whether the module is delivering what it says it will.
- Think about it as a checklist of achievement
- It's all very well saying you know something but this way you can prove it
- Likewise you know where you need to focus efforts moving forward

TMA

TMA stands for tutor marked assignment as it is the work that you are doing (assignment) that goes to your tutor through the electronic TMA system and enables them to provide feedback which you then read and act upon. *Remember to read the feedback and act upon it!!*

You will very likely find that TMAs will get gradually more complex as you progress through the module – don't worry about this it is totally normal – you will be building and growing so gaining more understanding.

eTMA system

The eTMA system is accessible through your module assessment page

Do take the chance to submit a TMA00 (dummy TMA) according to module requirements so you can get used to how the system works.



TMA/EMA service >

Degree classification

- Level 1 does not normally count towards your degree classification overall. This means the marks you get won't affect the final 1s / 2:1 etc grading.
- However students who do well at level 1 have shown they have gained the skills and can apply them so it is always better to start out as you mean to go on.

Important things!

- There will be some deadlines so you are going to have to plan to meet them
- Note down any deadlines as soon as you start
- If available print out the study calendar and stick on the wall or add key dates to your existing calendars

Useful services option



Information polls

What level of study are you?

- Access
- Level 1
- Level 2
- Level 3
- Postgraduate

Are you currently...? (please choose the one that is closest)

- Brand new to OU study
- Have done at least one previous OU module (in last few years)
- Have done at least one previous OU module (many years ago)

Have you been to any student hub live online events before?

- No (I'm brand new!)
- No (but have listened to one or more recording)
- Yes last year (any 2019)
- Yes other

Discussion activity

- Discuss as a group things that you are looking forward to this year, and if there is anything that concerns you at all
- Please bring back a few points that you can share with the rest of the group
- We can then try and discuss some of the common points

Useful points for breakouts

- We suggest you use the first couple of minutes to introduce yourselves and get used to the room. Choose a volunteer to keep the discussion on track and feed back to the main room
- Remember to activate your microphone to speak as per the instructions given.
- Breakout groups work best if people engage and contribute and discuss
- There will be ~10 minutes for the breakouts overall – we'll send regular reminders to let you know how long you have got left

*Remember to check the number of the room you are in (shows at top of chat pod as “chat x **BREAKOUT** y”) in case of connection issues and for bringing back information.*



Breakout activity

- Discuss as a group things that you are looking forward to this year, and if there is anything that concerns you at all
- Please bring back a few points that you can share with the rest of the group
- We can then try and discuss some of the common points

This session is currently in breakouts (small groups).

**If you are part of this group and have had
connection issues please let us know your room
number in the chat box**

**If you are only just arriving in this room
then unfortunately you have missed
the main session. Please log back out
and watch the recording which will be
available later today**

So....

- What can people share from their sessions?
Please use either the chat pod or the anonymous short answer polling pod
- We'll try and answer some common questions

Take home message

- Studying at the OU offers flexibility to study around other commitments although there are fixed deadlines and other set events that need to be scheduled into a diary / calendar
- As an adult learner you will need to take responsibility for your own learning, but have access to lots of support and advice

Final polls

What do you feel is the main thing you will take away from this session?

What are you going to do as a result of today's session?

Which of the following elements of today's session did you find useful?

- Tutor led explanation
- Opportunity to chat in text chat box
- Opportunity to suggest ideas in polls
- Opportunity to read ideas suggested in polls
- Breakout room (discussion with / learning from other students)
- Breakout activity (reflecting on the concepts in more detail)
- Any other aspect (please give details in chat)

Upcoming workshops

Studio broadcast 3rd February – (re)freshers orientation

Study skills workshops: (re)freshers orientation

Effective online communication skills, Essay planning, Essay writing, Report writing, Developing a good academic argument

Details, booking and catch up

<http://studenthublive.open.ac.uk/>

